

Appliances, Sinks & Taps



January 2026

CANDY
PAGE 3

Hoover
PAGE 12

Haier
PAGE 22

bellini
PAGE 28

caple
PAGE 32

cataC
PAGE 48

BOSCH
PAGE 50

NEFF
PAGE 56

RANGEMASTER
SINKS & TAPS
PAGE 62

caple
Sinks
PAGE 64

abode
PAGE 72

ecoTAPS
PAGE 76



XI6C4S3FSB-80
60cm Dishwasher

16 Place settings, 10 Programmes
Third cutlery draw, Foldable Racks
Power wash function, Sliding hinge
Auto Door opening, Smart AI pro
Noise Level 44dB



CANDY

Appliance packs



PACK 1

FIDCX602
8 Function Fan Oven

CHW6BR
Stainless Steel Gas Hob

CCE60X
60cm Stainless Steel
Chimney

Ref: 055000

PACK 2

FIDCX602
8 Function Fan Oven

CH64CCB
60cm Ceramic Hob

CCE60X
60cm Stainless Steel
Chimney

Ref: 058800

PACK 3

FMIDCX605
Oven with Touch Control
Timer

CHW6BR
Stainless Steel Gas Hob

CCE60X
60cm Stainless Steel
Chimney

Ref: 05690

PACK 4

FMIDCX605
Oven with Touch Control
Timer

CH64CCB
60cm Ceramic Hob

CCE60X
60cm Stainless Steel
Chimney

Ref: 059700

TALL COOLING PACK



CMS518EWK
Tall Larder Fridge

Ref: 130700



CUS518EWK
Tall Freezer



CMLS68EWK
Built Under Fridge

Ref: 079000



CUS68EWK
Built Under Freezer

BUILT UNDER COOLING



SINGLE OVEN

65 Litre capacity
8 Functions
Minute Minder
Rotary Controls
Stainless Steel
13amp Connection



FIDCX602
Ref: 031200



SINGLE OVEN

65 Litre capacity
8 Functions
Multifunction Oven
Rotary Controls
Stainless Steel
13amp Connection



FMIDCX605
Ref: 036700



PYROLYTIC OVEN

70 Litre capacity
8 Functions
Multifunction
Pyrolytic oven
Rotary Controls
Triple glazed door
Stainless Steel
13amp Connection



FCM955XRL
Ref: 051500



SINGLE OVEN

65 Litre capacity
8 Functions
Minute Minder
Rotary Controls
Black
13amp Connection



FMICIDCN602
Ref: 031201



SINGLE OVEN

65 Litre capacity
8 Functions
Multifunction Oven
Rotary Controls
Black
13amp Connection



FIDCN605
Ref: 036701



COMBINATION MICROWAVE

44 Litre capacity
9 Functions
5 Power levels
900W Microwave
1750W Grill
H455 W595 D47
Stainless Steel



Available from February 2026

CA4MWNBB6N
Ref: 082900

PROGRAMS AND FUNCTIONS



Fan assisted Cooking

The upper and lower heating element operates with the help of a fan, which ensures an even heat distribution.



Convection

In this case, the heat comes from both above and below at the same time, this method is ideal for roasting meat or fish.



Grill

This function is ideal for cooking medium thickness or thin meat. With the ventilation operation the fan delivers the air to the food at the desired temperature.



Pyrolytic cleaning System

The oven reaches temperatures of up to 500°C, while the door remains cool on the outside: The pyrolytic program pulverises food and fat residues: Simply wipe the oven at the end of the cycle with a damp cloth, and your appliance will be clean and ready to use again.



Cook Light

This function allows to cook healthier, by reducing the amount of oil or fat.



Pizza

The enveloping heat of this feature creates the ideal cooking conditions to prepare the perfect italian style pizza.

WALL UNIT MICROWAVE

17 Litre capacity
700W Microwave
1000W Grill
H382 W594 D319
13 amp connection
Stainless Steel



MIG171X
Ref: 027500

BUILT IN MICROWAVE & GRILL

25 Litre capacity
8 Power Functions
5 power Levels
800W Microwave
700W Grill
H385 W595 D385
13 amp connection
Stainless Steel



CA38FL7NWXUK
Ref: 033000

BUILT IN MICROWAVE & GRILL

25 Litre capacity
8 Power Functions
5 power Levels
800W Microwave
1200W Grill
H385 W595 D388
13 amp connection
Black



CA38FL7N25WXBUK
Ref: 038600

BUILT IN DOUBLE OVEN

110 Litre capacity
4 Function Conventional Top Oven
8 Function Fan Main Oven
Rotary Controls
4.4kW Connection
Stainless Steel



FCI9D405X
Ref: 068100



BUILT UNDER DOUBLE OVEN

86 Litre capacity
4 Function Conventional Top Oven
4 Function Fan Main Oven
Rotary Controls
4.2kW Connection
Stainless Steel



FCI7D405X
Ref: 068101





60cm GAS HOB



4 Zones
Side controls
Enamel Pan supports
Stainless Steel

CHW6LPX
Ref: 018300

While
stocks
last

60cm GAS HOB



4 Zones
Front controls
Enamel Pan supports
Stainless Steel

CHW6BRX
Ref: 018301

60cm GAS HOB



4 Zones
Enamel Pan supports
Black

CHW6LBB
Ref: 018302

60cm GAS ON GLASS



4 Zones
Cast Iron Supports
Tempered Glass
Black

CVW6BB
Ref: 033000


60cm CERAMIC HOB



8 Power Levels
4 Zones
Dial Controls
Heat indicator light
Black Glass
6kw Connected Load

CHK46C
Ref: 023800

60cm CERAMIC HOB



10 Power Levels
4 Zones
Touch Controls
Heat indicator light
Black Glass
6.5kw Connected Load

CH64CCB
Ref: 023801

60cm INDUCTION HOB




9 Power Levels
4 Zones
Touch Controls
Heat indicator light
Black Glass
7.4kw Connected Load

CI642CTT
Ref: 029400



ANGLED HOOD

60cm & 90cm widths
3 extraction speeds
Push button control
2 LED lights
Max extraction 463m³/h
Charcoal filter included
Black
Unbranded



CDG6MBGG 60cm
Ref: 023802
CDG9MBGG 90cm
Ref: 033001

C

CURVED GLASS HOODS

3 extraction speeds
Push button control
LED lights
Max extraction 298m³/h
Noise level 63dB
Charcoal filter included
Unbranded



Stainless Steel
CGM60X 60cm Ref: 020100
CGM70X 70cm Ref: 022000
CGM90X 90cm Ref: 023800

C

CURVED GLASS HOODS

3 extraction speeds
Push button control
LED lights
Max extraction 298m³/h
Noise level 63dB
Charcoal filter included
Unbranded



Black
CGM60NN 60cm Ref: 020101

C

STEEL CHIMNEY HOODS

3 extraction speeds
Push button control
2 LED lights
Max extraction 305m³/h
Noise level 63dB
Charcoal filter included
Stainless steel
Unbranded



CCE60X 60cm Ref: 012000
CCE90X 90cm Ref: 018300

C

60CM BLACK CHIMNEY HOOD

3 extraction speeds
Push button control
2 LED lights
Max extraction 305m³/h
Noise level 63dB
Charcoal filter included
Black
Unbranded



CCE60NN Ref: 012001

C

60CM VISOR HOOD

3 extraction speeds
Slider control
LED lamp
Max extraction 209m³/h
Charcoal filter included
Silver
Unbranded



CFT611
Ref: 010900

C

60CM INTEGRATED HOOD

3 extraction speeds
Slider control
LED lamp
Max extraction 221m³/h
Charcoal filter included
Silver
Unbranded



CBP613NGR
Ref: 016400

C

TELESCOPIC HOOD

Telescopic hood
3 extraction speeds
Switch operation
LED lamp
Max extraction 332m³/h
52cm wide
Charcoal filter included
Stainless steel
Unbranded



CBT625
Ref: 012700

B

75CM CANOPY HOOD

3 extraction speeds
Push button control
2 LED lights
Max extraction 596m³/h
Charcoal filter included
Stainless steel
Unbranded



Not suitable for use with
285mm bridging cabinet

CPY7MX
Ref: 016400

A

52CM CANOPY HOOD

3 extraction speeds
Push button control
2 LED lights
Max extraction 168m³/h
Charcoal filter included
Stainless steel
Unbranded



CBG52SX
Ref: 010901

C



BUILT UNDER COOLING



BUILT UNDER FRIDGE

- Net capacity 135 litres
- Larder fridge
- Automatic defrost
- LED Interior light
- Adjustable thermostat
- Reversible door

CMLS68EWK
Ref: 042300



BUILT UNDER FREEZER

- Net capacity 95 litre
- Adjustable thermostat
- Manual defrost
- Reversible door

CUS68EWK
Ref: 046000



BUILT UNDER FRIDGE WITH ICEBOX



- Net capacity 95 / 16 litres
- Larder fridge
- Automatic defrost
- LED Interior light
- Adjustable thermostat
- Reversible door

CM4SE68EWK
Ref: 044100



50/50 LOW FROST COMBINATION

- Total net capacity 242 litres
- LED sky lighting
- Automatic fridge defrost
- Manual freezer defrost
- NFC Smart Touch control
- Adjustable thermostat
- Fridge net capacity 148 litres
- Freezer net capacity 94 litres
- Reversible door
- Slider fittings



CB50S518EK
Ref: 068100



70/30 LOW FROST COMBINATION

- Total net capacity 250 litres
- LED sky lighting
- Manual freezer defrost
- Adjustable thermostat
- Fridge net capacity 190 litres
- Freezer net capacity 60 litres
- Slider fittings



CBBML18EK
Ref: 062600



BUILT IN COOLING



TALL LARDER FRIDGE

- Net capacity 316 litres
- LED Sky lighting
- Automatic defrost
- Adjustable thermostat
- Slider fittings
- Reversible door
- Height 177mm

CMS518EWK
Ref: 071800



TALL FREEZER

- Net capacity 217 litres
- Manual defrost
- Adjustable thermostat
- Slider fittings
- Reversible door
- Height 177mm



CUS518EWK
Ref: 077400



50/50 FROST FREE COMBINATION

- Total net capacity 228 litres
- LED sky lighting
- Automatic fridge defrost
- Frost Free freezer
- NFC Smart Touch control
- Adjustable thermostat
- Fridge net capacity 150 litres
- Freezer net capacity 78 litres
- Reversible door
- Slider fittings



CB50N518EK
Ref: 073700



70/30 FROST FREE COMBINATION

- Total net capacity 244 litres
- LED sky lighting
- Automatic fridge defrost
- Frost free freezer
- Adjustable thermostat
- Fridge net capacity 177 litres
- Freezer net capacity 67 litres
- Reversible door
- Slider fittings



CBBMT18EK
Ref: 068100





45CM SLIMLINE
DISHWASHER

- 9 Place Settings
- 5 Programmes
- Height adjustable Basket
- Economy & Rapid Wash cycles
- Fixed Door Hinge



CDIH2L952-80

Ref: 038600



60CM
DISHWASHER

- 13 Place Settings
- 5 Programmes
- Maxi Tub
- Height adjustable Basket
- Economy & Rapid Wash cycles
- Fixed Door Hinge



CI3E53EOW-80

Ref: 038601



60CM WIFI PREMIUM
DISHWASHER

- 14 Place Settings
- Programmes
- Maxi Tub
- Auto Door Opening
- Height Adjustable Basket
- Fixed Door Hinge



CI4C7LOW

Ref: 046000



15CM WINE CABINET

- Maximum bottle capacity is 7
- Single zone 5-22c
- Adjustable temperature
- LED display
- Internal light
- Adjustable feet
- H870 W150 D520
- Black smoked glass



CCVB15

Ref: 036700



30CM WINE CABINET

- Maximum bottle capacity is 19
- Single zone 5-22c
- Adjustable temperature
- LED display
- Internal light
- Adjustable feet
- H870 W295 D520
- Black smoked glass



CCVB30

Ref: 053400



60CM WINE CABINET

- Maximum bottle capacity is 46
- Upper zone 5-12c
- Lower zone 12-22c
- Adjustable temperature
- LED display
- Internal light
- Adjustable feet
- H870 W595 D520
- Black smoked glass



CCVB60

Ref: 090300



8KG WASHING
MACHINE

- 15 Programmes
- 1400 rpm Spin Speed
- Unique KG Indicator
- Rapid programme
- Fully Integrated



CBW48D1W4J-80

Ref: 047800



9KG WASHING
MACHINE

- 15 Programmes
- 1400 rpm Spin Speed
- Unique KG Indicator
- Rapid programme
- Fully Integrated



CBW49D1W4J-80

Ref: 049700



8/5KG WASHER
DRYER

- 16 Programmes
- 1400 rpm Spin Speed
- 8kg Wash
- 5kg Dry
- Rapid programme
- Fully Integrated



CBD485D13-S

Ref: 068100



7KG HEAT PUMP
TUMBLE DRYER

- 15 programmes
- Adjustable legs
- Easy Iron
- Fully Intergrated



CBTDH7A

Ref: 070000



HO6H3T1HTX

Multifunction Oven

78L Large Capacity
9 Functions
Hydro easy cleaning system
Rotary and Touch Control
Timer UX display
3.3kw connection



Ref: 042300



HO6C5B3YTX

Pyrolytic Wifi Oven

78L Large Capacity
Pyrolytic oven
13 Functions
Hydro easy cleaning system
Rotary and Touch Control
Smart UX display
Airfry Function
3.3kw connection



Ref: 055200



HO6S5G3HTB

Multifunction Oven

78L Large capacity
17 Functions
Touch control
Airfry Function
Soft open and soft close
Steam cleaning
3.3kw connected load



Ref: 064400



HO6S5G3YTX

Pyrolytic Wifi Oven

78L Large capacity
Pyrolytic
19 functions
Touch control
WIFI connectivity with Alexa or Google home
Airfry Function
Soft open and soft close
Steam cleaning
3.3kw connected load



Ref: 070002



HO7DC3

Built Under Double Oven

Oven capacity net: 110 litres
Multifunction Double oven with 12 functions
Hydro easy cleaning system
Rotary controls
Top Oven 4 Functions
Bottom Oven 8 Functions
4.4kw connection



Ref: 070000



HO9DC3

Built In Double Oven

Oven capacity net: 110 litres
Multifunction Double oven with 12 functions
Hydro easy cleaning system
LED Timer
Rotary controls
Top Oven 4 Functions
Bottom Oven 8 Functions
4.4kw connection



Ref: 070001



HO4MWS9G6

Combination Oven

44L capacity
14 functions
900W microwave, 6 power levels
2500W grill
Airfry function
Touch control



Ref: 110600

HO38SC3BF7XK

Built In Microwave & Grill

25L capacity
4 functions
750W microwave, 6 power levels
1000W grill
Touch control



Ref: 042300

HMG171

Wall Unit Microwave

17 litre capacity
700w microwave power
1000w grill
Defrost function
8 Automatic programmes
Wall Unit Installation H382 W594 D319 (includes 20mm fascia)
Black
13amp connection



Ref: 027500

HO38FL7NWBXUK

Built In Microwave

20 litre capacity
Vertical installation
Microwave 800W, 5 power levels
Grill function 1000W, Grill rack included
Defrost function, 8 Automatic programmes
Built in Housing unit H388 W595 D344
Stainless steel
13amp connection




Ref: 029400



HOWD14C5SE

Warming Drawer

20 litre capacity
Telescopic 14cm drawer
Adjustable temperature 30-70c
Push Click operation
Internal rotary control
H144 W595 D528



Ref: 055200

HHG6BF

60cm GAS HOB

Cast iron pan supports
Dual crown wok burner
Powerful 4kw wok burner
Front rotary controls
Flame safety device

Ref: 023800



HHG75W

75cm GAS HOB

Cast iron pan supports
Dual crown wok burner
Powerful 5kw wok burner
Front rotary controls
Flame safety device

Ref: 040400



HVG6DK

60cm GAS ON GLASS HOB

Black Gas through Glass hob
Cast iron pan supports
Front rotary controls
Flame safety device

Ref: 034900



HVG6DC5

60cm GAS ON GLASS HOB

Black tempered glass
Cast iron pan supports
Front rotary controls
Flame safety device
Coordinating with H500 controls

Ref: 040400



HVG74DC5

75cm GAS ON GLASS HOB

Black tempered glass
Cast iron pan supports
Front rotary controls
Central 4.5kw WOK burner
Flame safety device
Coordinating with H500 controls

Ref: 047800



HH64DCT

60cm CERAMIC HOB

Front touch controls
Double highlight zones
Residual heat indicators
Black glass
Total connected load 7.4kw

Ref: 027500




HI642BCB

60cm INDUCTION HOB

9 power levels
Front slider touch control
Independent timer for each zone
Booster option
Black glass
Total connected load 7.2kw

Ref: 029400



HIF64DCS

60cm FLEX INDUCTION HOB

Flexible, linkable zones
15 power levels
Multi slider touch control
Top right boost to 3200w
Flexi zone boost up to 3700w
Connected load 7.2kw

Ref: 060700



HIF84DCS

80cm FLEX INDUCTION HOB

Flexible, linkable zones
15 power levels
Multi slider touch control
Top right boost to 3300w
Flexi zone boost up to 3700w
Connected load 7.2kw

Ref: 064400



HDG6DCWIFI

60cm ANGLED GLASS HOOD

4 Extraction speeds
Touch button control
Extraction capacity: 618 m3/hr Boost: 710m3/h
1 x 1.5 W rectangle LED light
Washable aluminium grease filters
Outlet 150mm-reducer 120mm included
Charcoal filter included

Ref: 034900



WiFi Hob to Hood connectivity
operate both simultaneously



HBG750

75cm CANOPY HOOD

3 Extraction speeds
Slide switch control
Extraction capacity: 615 m3/hr
2 x 2W round LED lights
Washable aluminium grease filter
Outlet 150mm-reducer 120mm included
Charcoal filter ST1X2 Ref: 003000

Ref: 018300



HTS6CB

60cm T-SHAPED HOOD

4 Extraction speeds
Touch button control
Extraction capacity: 500 m3/hr
Boost function to 595m3/h
2 x 1.5 W rectangle LED lights
2 washable aluminium grease filters
Outlet 150mm-reducer 120mm included
Charcoal filter included

Ref: 038600



WiFi Hob to Hood connectivity
operate both simultaneously



HTS9CB

90cm T-SHAPED HOOD

4 Extraction speeds
Touch button control
Extraction capacity: 500 m3/hr
Boost function to 595m3/h
2 x 1.5 W rectangle LED lights
2 washable aluminium grease filters
Charcoal filter included

Ref: 042300



WiFi Hob to Hood connectivity
operate both simultaneously



HTS9CBK5XWIFI

90cm ISLAND HOOD

4 Extraction speeds
Touch button control
Extraction capacity: 618m3/hr
Boost function to 703m3/h
4 x 1.5 W rectangle LED lights
3 washable aluminium grease filters
Extendable flue to 1150mm
Black Glass Front Panel
Charcoal filter included

Ref: 055200



WiFi Hob to Hood connectivity
operate both simultaneously



COLOURED GLASS SPLASHBACKS



ALL SPLASHBACKS ARE AVAILABLE 75cm HIGH & THREE WIDTHS:

60cm Ref: 014600 70cm Ref: 016400 90cm Ref: 020100

Colour samples are available to order.
Please contact the sales office.



STAINLESS STEEL SPLASHBACKS IN THREE WIDTHS:-

60cm SBK60 Ref: 008300 70cm SBK70 Ref: 010200 90cm SBK90 Ref: 011600 - Height 75cm



Models:
HOMS518E
HOUS518E

HOMS518EWK

TALL LARDER FRIDGE

Automatic fridge defrost
LED SKY lighting
Electronic controls
Net capacity 316 litres
Height 177cm
Reversible door
Sliding hinge & adjustable feet
Fully integrated

Ref: 073700



HOUS518EWK

TALL FREEZER – LOW FROST

Super freeze function
Manual defrost
Electronic controls
Net capacity 204 litres
Height 177cm
Reversible door
Sliding hinge & adjustable feet
Fully integrated

Ref: 079200



HOMLSE68EWKP

BUILT UNDER FRIDGE

Automatic fridge defrost
LED Interior light
Adjustable thermostat
Net capacity 135 litres
Fully integrated

Ref: 044100



HOM4SE68EWPK

FRIDGE WITH ICE BOX

Automatic fridge defrost
LED Interior light
Adjustable thermostat
Net capacity 95/16 litres
Fully integrated

Ref: 046000



HUSE68EWKP

BUILT UNDER FREEZER

Manual defrost
Adjustable thermostat
Net capacity 95 litres
Fully integrated

Ref: 047800



HOB50S518EK

50/50 FRIDGE FREEZER – LOW FROST

Total capacity 233 litres
Automatic fridge defrost
Manual freezer defrost
Adjustable thermostat
LED sky lighting
Open door alarm
Reversible door
Slider fittings/Adjustable feet

Ref: 070000



HONBQL3518EVK

70/30 FRIDGE FREEZER – LOW FROST

Total capacity 268 litres
Automatic fridge defrost
Manual freezer defrost
Adjustable thermostat
Open door alarm
Reversible door
Slider fittings/Adjustable feet

Ref: 070001



HOB50N518EVK

50/50 FRIDGE FREEZER – FROST FREE

Total capacity 228 litres
Automatic fridge defrost
Adjustable thermostat
LED sky lighting
Open door alarm
Reversible door
Slider fittings/Adjustable feet

Ref: 079200



HONBQT5518DK

70/30 FRIDGE FREEZER – FROST FREE

Total capacity 249 litres
Automatic fridge defrost
Adjustable thermostat
Electronic controls
LED sky lighting
Open door alarm
Reversible door
Slider fittings/Adjustable feet

Ref: 070002



HHSBSO6174XWD

AMERICAN FRIDGE FREEZER

532L Capacity
Fridge 347L, Freezer 185L
No Frost
Super Cool & Freezer functions
LED Lighting
Water Dispenser
Stainless Steel
H1770 x W900 x D660

Ref: 110600



HHSBSO6174BWDK

AMERICAN FRIDGE FREEZER

532L Capacity
Fridge 347L, Freezer 185L
No Frost
Super Cool & Freezer functions
LED Lighting
Water Dispenser
Inox Black
H1770 x W900 x D660

Ref: 110601



REFRIGERATION VENTILATION GRILL, MATT SILVER – CODE 01VGMS Ref: 002600

REFRIGERATION VENTILATION GRILL, MATT SILVER – CODE 01VGMS Ref: 002600



Extended warranty is a distribution exclusive
This is 2 years labour free of charge guarantee
subject to registration
www.hoover2year.com

PERFORMANCE THAT LASTS



Best Buy
Which?
Wine Coolers September 2021



HWCB15

15cm WINE CABINET

- 7 x wine bottles
- LED light
- Digital LED display
- 6 Wooden shelves
- Anti UV glass door
- Fan assisted operation
- Adjustable temperature 5-18°C
- Black with stainless steel frame
- Anti finger proof finish

Ref: 038600



HWCB30

30cm WINE CABINET

- 20 x wine bottles
- LED light
- Digital LED display
- 6 Wooden shelves
- Anti UV glass door
- Fan assisted operation
- Adjustable temperature 5-18°C
- Black with stainless steel frame
- Anti finger proof finish

Ref: 055200



HWCB60

60cm WINE CABINET

- 46 x wine bottles
- Dual temperature zones
- LED light
- Digital LED display
- Auto defrost low vibration design
- 6 Wooden shelves
- Anti UV glass door
- Fan assisted operation
- Adjustable temperature Upper zone: 5-12°C Lower zone: 10-18°C
- Black with stainless steel frame
- Anti finger proof finish

Ref: 092100



HWCB602D

60cm ENTERTAINMENT CENTRE

- 38 x wine bottles
- Dual temperature zones
- LED light
- Digital LED display
- Auto defrost low vibration design
- 12 Wooden shelves
- Anti UV glass door
- Fan assisted operation
- Adjustable temperature Left compartment: 5-18°C Right compartment: 2-18°C
- Black with stainless steel frame

Ref: 101400



HDIH2T

45cm SLIMLINE DISHWASHER

- 10 place settings
- 8 programmes
- Height adjustable upper basket
- Delay start (24 hours)
- Half Load function
- Salt & rinse aid indicator light
- Foldable racks

Ref: 049700



HIIC5SB1FS-80

45cm SLIMLINE DISHWASHER

- 11 Place Settings
- 8 Programmes
- Third Cutlery Draw
- Delay Start up to 23 hours
- Foldable racks
- Automatic Door opening

Ref: 058900



HI4C6F0S-80

60cm PREMIUM DISHWASHER

- 16 Place settings
- 10 Programmes
- Slide out cutlery drawer
- Easy Click Height adjustable upper basket
- Powerwash function
- Automatic door opening
- Silver LED touch panel

Ref: 049700



HBWS48D1W4J-80
8kg WASHING MACHINE

15 Wash programmes
1500rpm spin speed
Includes active steam
Extra Rinse & Hygiene+ options
Unique KG detector for ultimate efficiency
Large LED display
Delay start option
Fully integrated

Ref: 053400


HBWS49D1W4J-80
9kg WASHING MACHINE

15 Wash programmes
1500rpm spin speed
Includes active steam
Extra Rinse & Hygiene+ options
Unique KG detector for ultimate efficiency
Large LED display
Delay start option
Fully integrated

Ref: 055200


HBS1410CL8U-80
10kg WASHING MACHINE

16 Wash programmes
1400rpm spin speed
Includes active steam
Extra Rinse & Hygiene+ options
Unique KG detector for ultimate efficiency
Large LED display
Delay start option
Fully integrated

Ref: 071800


BATDH7
7kg HEAT PUMP TUMBLE DRYER

15 Drying programmes
Choice of 3 dryness levels
KG detector
Delay start upto 24 hours
White and Chrome Door
Fully integrated
Chrome door

Ref: 079200


H3W49TA4
9kg FREESTANDING WASHING MACHINE

9Kg load capacity
15 programmes
Adjustable 1400rpm spin speed
Adjustable temperature
Rapid wash cycles, 14, 30, 44 mins
Dedicated sports clothing programme
Approved Woolmark wash programme
Extra rinse & Pause cycle option
Large LED display
WiFi & Bluetooth connectivity
KG detector
Delay start upto 24 hours
White Door

Ref: 046000


HLEC9TE
9kg FREESTANDING TUMBLE DRYER

9Kg load capacity
14 Drying programmes
Total Care technology - Looks after all your clothes and perfect for wools, delicates and other special cycles.
AquaVision in door water container
WiFi & Bluetooth connectivity
Choice of 3 dryness levels
KG detector
Delay start upto 24 hours
White Door

Ref: 046001


HSK11U
STACKING KIT

Hoover stacking kit is ideal for saving space in your home. Including the practical sliding shelf, with safe stop and anti-tipping system, it can hold up to 12 kg and makes loading and unloading easier.

Ref: 014600


HBD485D13-80
8/5kg WASHER DRYER

8kg wash capacity
5kg dry capacity
15 sensor drying programmes
1400rpm spin speed
Includes active steam
Unique KG detector for ultimate efficiency
Delay start option
Fully integrated

Ref: 070000


HBD495D13-80
9/5kg WASHER DRYER

9kg wash capacity
5kg dry capacity
15 sensor drying programmes
1400rpm spin speed
Includes active steam
Unique KG detector for ultimate efficiency
Delay start option
Fully integrated

Ref: 073700



SERIES 2

H6ID25G3HTB2
Multifunction Wifi Oven



78L Large capacity
17 Functions including Airfry
6 Shelf Levels, Telescopic runners
Soft close & Soft open
Eco Programme
3.3kw connected load



Ref: 060700

H6ID25G3YTB2
Multifunction Pyrolytic Wifi Oven



78L Large capacity
17 Functions including Airfry
Pyrolytic
6 Shelf Levels, Telescopic runners
Soft close & Soft open
Eco Programme
3.3kw connected load



Ref: 070000

H4MWID29G6NQB
Combination Wifi Microwave




44L Capacity
14 Functions including Airfry
900w Power, 2500w Grill
Multi point wired meat probe
Dehydrate, Soft close & Soft open
H455mm W595mm D565mm



Ref: 110600

HWD14ID6E
Warming Drawer

15cm Warming Drawer
Variable temperature control
Net capacity: 20 litres,
Temperature range 30-70 °C
Rotary control
On/Off Indicator



Compatible with both
Series 2 and 6

Ref: 055200

HWO9M2M5B
Double Oven



42/70L Capacity
4/8 Functions Hydro easy clean &
catalytic panels
Telescopic runners
Soft Close door

Ref: 086600



Haier

No.1 Global Major Appliances Brand*

for 15 Consecutive Years

*Source: Euromonitor International 2023.



5 YEARS LABOUR, 10 YEARS PARTS WARRANTY

Haier offers a comprehensive After Sales Service Promise to cover every eventuality. All Haier Built-in appliances and selected Freestanding appliances come with a 10 year parts and 5 year labour warranty.

SERIES 6

H6ID66C3HTB1
Multifunction Wifi Oven



Colour UX TFT display
78L Large Capacity
25 Functions including Airfry
7 Shelf Levels
Telescopic runners
Connected Load 3.3kw



Ref: 086600

H6ID66C3YTB1
Multifunction Pyrolytic Wifi Oven



Colour UX TFT display
78L Large Capacity
25 Functions including Airfry
Pyrolytic
7 Shelf Levels, Telescopic runners
Connected Load 3.3kw



Ref: 092100

H6ID68CSYTB1
Multifunction Steam Wifi Oven



Colour UX TFT display
78L Large Capacity
25 Functions
including Airfry & Steam
7 Shelf Levels, Telescopic runners
Wireless Probe



Ref: 118000

H4MWID69C6NQB
Combination Wifi Microwave



Colour UX TFT display
44L Capacity
14 Functions including Airfry
6 Power Levels,
900W Microwave, 2500W Grill
Soft open & Close door
Includes wired Meat Probe



Ref: 129000

H6ID68M5HTB1
Multifunction Wifi Oven
with AI Camera



Premium TFT display
AI Cooking Camera
78L Large Capacity
25 Functions including Airfry
7 Shelf Levels, Telescopic runners
Wireless Probe
Door Lighting, Soft close door
Connected Load 3.3kw




Ref: 123500

H6ID68M5YTB1
Multifunction Pyrolytic Wifi Oven
with AI Camera



Premium TFT display
AI Cooking Camera
78L Large Capacity
25 Functions including Airfry, Pyrolytic
7 Shelf Levels, Telescopic runners
Wireless Probe
Door Lighting, Soft close door
Connected Load 3.3kw



Ref: 129000

H4MWID69P6NQB
Combination
Wifi Microwave



Premium TFT display
44L Capacity
14 Functions including Airfry
6 Power Levels
900W Microwave
2500W Grill
Soft open & Close door
Includes wired Meat Probe



Ref: 147500



H4MWID69C6NQB, H6ID68CSYTB1 & HWD14ID6E



HAVG6BF4TBPB
60cm Gas on Glass Hob



4 burners
Maximum power range 5kw (left burner)
Perfect flame system
Cast iron support
LPG kit included

Ref: 047800

HAVG75TBBP
75cm Gas on Glass Hob



5 burners
Maximum power range 5kw (left burner)
Perfect flame system
Cast iron support
LPG kit included

Ref: 055200

HAMS518EWK
Tall Larder Fridge



316L Capacity
Auto Defrost
LED Lighting
Sliding door hinges
Reversible door

Ref: 081000

HAUN518EWK
Tall Freezer



200L Capcity
No Frost
Super Freeze Function
Sliding door hinges
Reversible door

Ref: 086600

HSR3918ENPG
Side by Side American Fridge Freezer



528L Capacity
Fridge 337L, Freezer 191L
Top LED Light
Multi Air flow
Silver

H1775 x W908 x D647

Ref: 084700



2 Year
Warranty

HAISJ64MC
60cm Wi-Fi Induction Hob



9 power levels
Multi slider interface, Timer
Controllable Via hOn app
Overspill alert
Child Lock
7.4kw connected load

Ref: 047800

HAMTB86IRCS
80cm VariCook WIFI Induction Hob



VariCook
15 power levels
Multi slider interface, Timer
Controllable Via hOn app
Overspill alert
Child Lock
7.4kw connected load

Ref: 081000

HBQW5518DK
70/30 Fridge freezer



248L Capacity
187L Fridge, 61L Freezer,
Humidity zone
Super cooling, Super freezing
Holiday function, Open door Alarm
Reversible doors
Sliding Door hinges

Ref: 099500

HB50T618MK
50/50 Fridge freezer



242L Capacity
153L Fridge, 89L Freezer,
Total No Frost,
Super cooling, Super freezing
Holiday function, Open door Alarm
Reversible doors
Sliding Door hinges

Ref: 092100

HCR7818DNMM
Multidoor American Fridge freezer



467L Capacity
Fridge 311L, Freezer 156L
External Touch display
Humidity zone, Daylight
Haier Air Surround
Inox/Silver

H1815 x W833 x D650

Ref: 097700



2 Year
Warranty

HADG6CBS4BWIFI
60cm Angled Wifi Hood



5 Power Speeds
Extraction rate 650m3/h
Touch controls, Timer
LED Lighting
Noise Level 62dB
Extraction or Recirculation
Charcoal Filters included

Ref: 049700


HAIH6IESCF
60cm Vented Induction Hob



Central slide control interface
Dual Flex zones
Extraction Rate - 459m3/h
Noise level – 64 dB
Child Lock, Charcoal filters &
Recirculation kit included
7.4kw connected load

Ref: 202900

HAIH8IFMCF
80cm Vented Induction Hob



Central slide control interface
Dual Flex zones
Extraction Rate - 459m3/h
Noise level – 64 dB
Child Lock, Charcoal filters &
Recirculation kit included
7.4kw connected load

Ref: 230600

HADG9CBS4BWIFI
90cm Angled Wifi Hood



5 Power Speeds
Extraction rate 650m3/h
Touch controls, Timer
LED Lighting , Noise Level 62dB
Extraction or Recirculation
Charcoal Filters included

Ref: 055200

XI1C3TB2FB-80 45cm Slimline Dishwasher



11 Place settings
8 Programmes
Third cutlery draw
Foldable Racks
Height adjustable basket
Auto Door opening
Floor Light
Eco function
Noise Level 43dB

Ref: 068100



XI6C4S3FSB-80 60cm Dishwasher



16 Place settings
10 Programmes
Third cutlery draw
Foldable Racks
Power wash function
Sliding hinge
Auto Door opening
Smart AI pro
Noise Level 44dB

Ref: 064400



BHA6S69M6DB9RJ80 Integrated Washing Machine



9kg Capacity, 1600 rpm
15+1 Programmes, Eco 40-60
Unique KG detector for ultimate efficiency
Steam Function, Express 14
24 hour Delay Start
Noise Level 76dB
Also available in White

Ref: 071800

HDB4H7A2T Integrated Heat Pump Tumble Dryer



7kg Capacity
15 Programmes, 3 Dryness levels
Unique KG detector for ultimate efficiency
Indoor warer container
24 hour Delay Start
Noise Level 67dB
Also available in White

Ref: 073700

BHA6S696M6DB9R80 Integrated Washer Dryer



9kg / 5kg Capacity, 1600 rpm
15+1 Programmes, Eco 40-60
Unique KG detector for ultimate efficiency
Steam Function
Express 14, 24 hour Delay Start
Noise Level 76dB
Also available in White

Ref: 073701

HWB100B14858VUUK 10kg Integrated Washing Machine



10kg Capacity, 1400 rpm
17 Programmes, Eco 40-60
Unique KG detector for ultimate efficiency
Steam Function
Express 14, 24 hour Delay Start
Noise Level 68dB
Only available in White

Ref: 086600

H6ID68M5YTB1 Multifunction Pyrolytic Wifi Oven with AI Camera



Premium TFT display
AI Cooking Camera
78L Large Capacity
25 Functions including Airfry, Pyrolytic
7 Shelf Levels, Telescopic runners
Wireless Probe
Door Lighting, Soft close door
Connected Load 3.3kw

Ref: 129000

H4MWID69P6NQB Combination Wifi Microwave



Premium TFT display
44L Capacity,
14 Functions including Airfry
6 Power Levels,
900W Microwave, 2500W Grill
Soft open & Close door
Includes wired Meat Probe

Ref: 147500

HAMTB86IRCS 80cm VariCook WIFI Induction Hob



15 power levels
VariCook flexible zone
Slide touch control interface
Timer, Over-spill alert
Child lock
Easy clip install
Connected Load 7.4kw

Ref: 081000

XS6A4M4PB-80 60cm IPRO SHINE Dishwasher



16 Place setting
Third Drawer
Maxi Tub
10 Programmes
Power functions
Unique Washing system
Automatic cycles
Auto Door opening
Sliding Hinges

Ref: 105000



HBW7518CTK Total No Frost 70/30

Total Capacity 268L
Fridge 182L, Freezer 86L
Fridge daylight & Freezer light
Flexi wine rack
Super cooling
Holiday function
Noise Level: 37dB
Fast efficient installation
Sliding Hinges
Reversible

Ref: 123500



No.1 Global Major Appliances Brand*
for 15 Consecutive Years



5 YEARS LABOUR, 10 YEARS PARTS WARRANTY

Haier offers a comprehensive **After Sales Service Promise** to cover every eventuality. All Haier Built-in appliances and selected Freestanding appliances come with a 10 year parts and 5 year labour warranty.

*Source: Euromonitor International 2023.

HTO5A3 Toaster

Ref: 009000



21 Customisable Programmes
Memory function;
7 Toasting Levels

HKE5A Kettle

Ref: 012701



Precise Temperature
Options: 40° to 100°
Sound Alert

HMB5A Beverage Centre

Ref: 012702



7 Programmes
LED Touch Controls
Accessories: Metal Filter,
Cleaning Brush, Doser

HAF5TWA3 Multi Air Fryer

Ref: 021200



Temperature: 40-200°C
9 Functions
Accessories: Baking tray,
Deep dish, Grill rack

FARMHOUSE



The Belling **Farmhouse** collection combines traditional style with Belling’s reputation for reliability. The charming style with a slight modern twist helps these range cookers to work just as well in a contemporary setting, coming in 90cm, 100cm or 110cm on request. The new Belling Ranges have been designed with Large capacity cooking at the fore front of mind; the new designed ovens are perfect for big batch cooking and Sunday roasts coming with a minimum of 3 cavities with the latest Air fry function inclusive in all ranges to perfect them roast potatoes.

Belling offers three fuelling options to suit your preferences Dual Fuel (DF), Electric (E) and Electric Induction (Ei).

CODE	REF	CODE	REF
FARMHOUSE90DFANT	Ref: 178900	FARMHOUSE100DFANT	Ref: 199200
FARMHOUSE90DFBLK	Ref: 171500	FARMHOUSE100DFBLK	Ref: 186300
FARMHOUSE90DFCRM	Ref: 186300	FARMHOUSE100DFCRM	Ref: 199200
FARMHOUSE90EANT	Ref: 186300	FARMHOUSE100EANT	Ref: 201000
FARMHOUSE90EBLK	Ref: 171500	FARMHOUSE100EBLK	Ref: 186300
FARMHOUSE90ECRM	Ref: 175400	FARMHOUSE100ECRM	Ref: 206600
FARMHOUSE90EANT	Ref: 241700	FARMHOUSE100EANT	Ref: 256400
FARMHOUSE90EIBLK	Ref: 226900	FARMHOUSE100EIBLK	Ref: 241700
FARMHOUSE90EICRM	Ref: 241700	FARMHOUSE100EICRM	Ref: 256400

DF All 90cm DF ranges come with 5 Gas Burner hob, including a powerful central 4KW wok burner, all 100cm & 110cm ranges with DF will come with 7 Burner gas hob including a powerful 4KW wok burner. These hardwearing, raised cast iron pan supports are a small addition that makes your hob easier and safer to use. Their ergonomic design creates a sturdier surface to stop pans from toppling, even if they’re placed off-centre. Plus, they’re easy-to-clean, make pans easier to move across the surface and help protect your hob from scratches.

FARMHOUSE
HOOD

CODE	REF
CHIM90PYRBLK	Ref: 060700
CHI90PYRSTA	Ref: 060700
CHIM100PYRBLK	Ref: 058900
CHIM100PYRSTA	Ref: 062600



COOKCENTRE



The Belling **Cookcentre** collection offers a well-engineered range cooker with stunning good looks and modern lines, whilst being a brilliant option for those with a budget in mind, available in 90cm, 100cm & 110cm on request. The new Belling Ranges come with a minimum of 3 cavities, they’ve been designed with large capacity ovens, perfect for big batch cooking and Sunday roasts with the latest Air fry function which are a must for busy families. This built-in feature gives you all the energy-efficiency, health benefits and crunch of an air fryer with all the space of your traditional oven – and eliminates that extra appliance cluttering up your counter-top.

CODE	REF	CODE	REF
COOKCENTRE90DFBLK	Ref: 178900	COOKCENTRE100DFBLK	Ref: 193700
COOKCENTRE90DFSTA	Ref: 193700	COOKCENTRE100DFSTA	Ref: 206600
COOKCENTRE90EBLK	Ref: 178900	COOKCENTRE100EBLK	Ref: 193700
COOKCENTRE90ESTA	Ref: 193700	COOKCENTRE100ESTA	Ref: 206600
COOKCENTRE90EIBLK	Ref: 234300	COOKCENTRE100EIBLK	Ref: 249000
COOKCENTRE90EISTA	Ref: 249000	COOKCENTRE100EISTA	Ref: 262000

COOKCENTRE
HOOD

CODE	REF
CHIM90TBLK	Ref: 071800
CHIM90TSTA	Ref: 071800
CHIM100TBLK	Ref: 077400
CHIM100TSTA	Ref: 077400



BI603MF

- > 72 Litre capacity
- > 8 Cooking functions
- > Equiflow™ technology
- > Retractable controls



BI603MFC

- > 72 Litre capacity
- > 8 Cooking functions
- > Equiflow™ technology
- > Retractable controls
- > Catalytic Liner



BI603MFPY

- > 72 Litre capacity
- > Multifunction
- > Pyrolytic
- > 13 Cooking functions
- > Equiflow™ technology
- > Touch Control



BI703MFC

- > 54L / 38L Capacity
- > Multifunction
- > 9 Cooking functions
- > Equiflow™ technology
- > Retractable controls
- > Two soft close doors
- > Full top oven Grill
- > Defrost function
- > Pizza function



BI903MFC

- > 72L / 38L Capacity
- > Multifunction
- > 4 Cooking functions
- > Equiflow™ technology
- > Two soft close doors
- > Full top oven Grill
- > Defrost function
- > Pizza function

BI603MFBK or
BI603MFSS

Ref: 036700

BI603MFCBK or
BI603MFCSS

Ref: 041500

BI603MFPYSS

Ref: 055200

BI703MFCBK or
BI703MFCSS

Ref: 072900

BI903MFCBK or
BI903MFCSS

Ref: 075700



BIMWG6017

- > Built in microwave
- > 700w microwave power
- > 1000w grill function
- > 5 power levels
- > 8 automatic cooking programmes
- > Automatic defrost by weight
- > Stainless Steel
- > H382 W594 D321 (inc fascia)

BIMWG6017

Ref: 027500



BI602FP

- > 70 Litre capacity
- > Multifunction
- > Pyrolytic
- > 8 Cooking functions
- > Equiflow™ technology
- > Touch Control

BI602FP-BK or
BI602FP-SS

Ref: 038600



BI702CTFP

- > 54L / 38L Capacity
- > Built under double
- > Programmable Timer
- > 5 Cooking functions
- > Equiflow™ technology
- > Slow cook option
- > Defrost function

BI702CTFP-BK or
BI702CTFP-SS

Ref: 066500




BI902FP

- > 72L / 44L Capacity
- > Programmable Timer
- > 5 Cooking functions
- > Equiflow™ technology
- > Slow cook option
- > Defrost function

BI902FP-BK or
BI902FP-SS

Ref: 066501



CH602TX

- > 60cm Ceramic hob
- > Touch control slider
- > 4 zone boost mode
- > Digital display
- > Timer function
- > **Child safety lock**

Ref: 027500



IHT603

- > 60cm Induction hob
- > Touch control slider
- > 4 zone boost mode
- > Digital display with Timer
- > **Child safety lock**

Ref: 036700



IHT6013

- > 60cm Induction hob
- > Touch control slider
- > 4 zone boost mode
- > Digital display with Timer
- > **Child safety lock**
- > **13amp connection**

Ref: 036701



IHL603

- > 60cm Induction
- > **LINK+ bridge zone**
- > Touch control slider
- > 4 zone boost mode
- > Digital display
- > Timer function
- > **Child safety lock**

Ref: 036702



IHL773

- > 77cm Induction
- > **LINK+ bridge zone**
- > Touch control slider
- > 4 zone boost mode
- > Digital display
- > Timer function
- > **Child safety lock**

Ref: 051500



GHU603CISS

- > 60cm Gas Hob
- > Cast iron pan support
- > LPG kit available
- > **3.6 Wok Burner**
- > Stainless Steel

Ref: 033000



GHU753CISS

- > 75cm Gas Hob
- > Cast iron pan support
- > LPG kit available
- > **3.6 Wok Burner**
- > Stainless Steel

Ref: 040400



GTG603RIBK

- > 60cm Gas Hob
- > Cast iron pan support
- > LPG kit available
- > **3.6 Wok Burner**
- > Black Ceramic Glass

Ref: 033000



GTG753CIBK

- > 75cm Gas Hob
- > Cast iron pan support
- > LPG kit available
- > **3.6 Wok Burner**
- > Black Ceramic Glass

Ref: 040400



BELCHIM603PYR 60cm

- > **Powerful 488 m³/h extraction**
- > 3 speed settings
- > LED lights
- > Stainless steel
- > Charcoal filter CFILT4200
- Ref: 002400
- > Belling branded

Ref: 018300



BELCHIM603PYR-BK 60cm

- > **Powerful 488 m³/h extraction**
- > 3 speed settings
- > LED lights
- > Black
- > Charcoal filter CFILT4200
- Ref: 002400
- > Belling branded

Ref: 018301



BEL603ANG 60cm

- > **Powerful 640 m³/h extraction**
- > 3 speed settings plus boost
- > LED lights
- > Black angled glass
- > Charcoal filter CFILT4200
- Ref: 002400
- > Belling branded

Ref: 029400



BELCHIM803T 80cm

- > **Powerful 580m³/h extraction**
- > 3 speed settings
- > LED lights
- > Stainless Steel
- > Charcoal filter CFILT4201
- Ref: 002401
- > Belling branded

Ref: 044100



WC150

- > Wine Cooler
- > 7 bottle capacity
- > Digital temperature 5-22°C
- > Reversible door
- > 148 x 870 x 525mm
- > **Stainless steel**
- > **Glass door**



Ref: 032300




WC300

- > Wine Cooler
- > 18 bottle capacity
- > Digital thermostat 5-22°C
- > Digital temperature display
- > Reversible door
- > 295 x 870 x 568mm
- > **Stainless steel**
- > **Glass door**



Ref: 050800



WC600

- > Wine Cooler
- > 46 bottle capacity
- > Digital thermostat 5-22°C
- > Two zones
- > Digital temperature display
- > Reversible door
- > 595 x 870 x 568mm
- > **Stainless steel**
- > **Glass door**



Ref: 096900



WC150-BK

- > Wine Cooler
- > 7 bottle capacity
- > Digital temperature 5-22°C
- > Reversible door
- > 148 x 870 x 525mm
- > **All Black**
- > **Glass door**



Ref: 032301



WC300-BK

- > Wine Cooler
- > 18 bottle capacity
- > Digital thermostat 5-22°C
- > Digital temperature display
- > Reversible door
- > 295 x 870 x 568mm
- > **All Black**
- > **Glass door**



Ref: 050801



WC600-BK

- > Wine Cooler
- > 46 bottle capacity
- > Digital thermostat 5-22°C
- > Two zones
- > Digital temperature display
- > Reversible door
- > 595 x 870 x 568mm
- > **All Black**
- > **Glass door**



Ref: 100600

IDW60

- > 60cm fully integrated slimline dishwasher
- > 6 wash temperatures
- > 6 temperature settings
- > LED digital display
- > 14 place settings
- > Economy and Quick wash
- > Half load option
- > Delay start timer
- > Adjustable upper basket
- > Residual heat drying
- > Stainless steel interior

- > **Low 11 litre water consumption**

Ref: 050800



IDW450

- > 45cm fully integrated slimline dishwasher
- > 6 wash temperatures
- > 6 temperature settings
- > LED digital display
- > 10 place settings
- > Economy and Quick wash
- > Half load option
- > Delay start timer
- > Adjustable upper basket
- > Residual heat drying
- > Stainless steel interior

- > **Low 9 litre water consumption**

Ref: 050801





Classic

CLASSIC OVENS



C2231 Ref: 046500

- › Electric Single Oven
- › MotionHeat+ technology
- › **A energy**
- › 5 functions
- › Minute minder
- › 67 litres
- › Fuse rating 13A, rated load 2.34kW



C2234 Ref: 051300

- › Electric Single Oven
- › MotionHeat+ technology
- › **A energy**
- › 5 functions
- › Programmable LED electronic timer
- › 67 litres
- › Fuse rating 13A, rated load 2.34kW



C2234BK Ref: 051300

- › Electric Single Oven
- › MotionHeat+ technology
- › **A energy**
- › 5 functions
- › Programmable LED electronic timer
- › 67 litres
- › Fuse rating 13A, rated load 2.34kW



C2237 Ref: 056100

- › Electric Single Oven
- › MotionHeat+ technology
- › **A energy**
- › 9 functions
- › Programmable LED electronic timer
- › 67 litres
- › Fuse rating 16A, rated load 3.2kW



C2220 Ref: 058300

- › Electric Single Oven
- › MotionHeat+ technology
- › **A energy**
- › 5 functions
- › Side opening reversible Door
- › Programmable LED electronic timer
- › 67 litres
- › Fuse rating 13A, rated load 2.34kW



C2239 Ref: 085100

- › **Pyrolytic** Electric Single Oven
- › MotionHeat+ technology
- › **A energy**
- › 11 functions
- › Programmable LED electronic timer
- › 67 litres
- › Fuse rating 20A, rated load 3.57kW



C3246 Ref: 094700

- › Electric Double Oven
- › **A/A energy**
- › Top oven 4 functions
- › Main oven 4 functions
- › 40/61 litres
- › Fuse rating 32A, rated load 5.19kW



C4246 Ref: 094701

- › Electric Built-Under Oven
- › **A/A+ energy**
- › Top oven 4 functions
- › Lower oven 8 functions
- › 40/42 litres
- › Fuse rating 20A, rated load 4.7kW

ACCESSORIES



HANDLE10BK Ref: 004900

- › Metal handle for single 60cm ovens only
- › Black finish
- › For all Classic ovens



CKNOB5BK Ref: 003000

- › 2 x Metal dial control
- › Black finish
- › For all Classic ovens and gas hobs



PREMIUM GUARANTEED

Get an exclusive 5-year guarantee on all Caple appliances, when you purchase any Sense Premium oven or microwave at the same time. We understand the importance of durability, and that's why we stand behind the quality of our products.

*Terms and conditions apply. See website for full details. 5 year guarantee will be applicable to all Caple appliances purchased alongside a Sense Premium oven or microwave at the same time. To activate the guarantee, you must register the purchase of your products and provide proof of purchase. Offer applies when purchasing any Sense Premium oven or microwave. C2600, C2601 and CMS260 models are included in any colour finish.

CLASSIC MICROWAVES



CM130 Ref: 039500

- › Built-in Microwave and Grill
- › 25 litre capacity
- › Height 388mm
- › Fuse rating 13A, rated load 2.15kW



CM120 Ref: 041200

- › Built-in Wall Microwave and Grill
- › 17 litre capacity
- › Height 382mm
- › Fuse rating 13A, rated load 1.05kW



CM121BK Ref: 041201

- › Built-in Wall Microwave and Grill
- › 17 litre capacity
- › Height 382mm
- › Fuse rating 13A, rated load 1.1kW




CM123 Ref: 041202

- › Built-in Microwave and Grill with frame
- › 25 litre capacity
- › Height 460mm
- › Fuse rating 13A, rated load 1.45kW




CM123BK Ref: 041203

- › Built-in Microwave and Grill with frame
- › 25 litre capacity
- › Height 460mm
- › Fuse rating 13A, rated load 1.45kW




CM126 Ref: 050400

- › Built-in Combination Microwave and Grill with frame
- › 25 litre capacity
- › Height 460mm
- › Fuse rating 13A, rated load 2.5kW



CM108SS Ref: 094200


- › Built-in Microwave
- › Stainless steel and black glass
- › 4 functions
- › Touch control
- › 40 litres capacity
- › Height 450mm
- › Fuse rating 10A, rated load 1.5kW



CM108BK Ref: 094201


- › Built-in Microwave
- › Black glass
- › 4 functions
- › Touch control
- › 40 litres capacity
- › Height 450mm
- › Fuse rating 10A, rated load 1.5kW

CLASSIC WARMING DRAWERS



WD140CLSS Ref: 042800

- › Warming Drawer
- › Black glass with stainless steel trim
- › Height 140mm
- › 25kg capacity
- › 30°C - 75°C



WD140CLBK Ref: 042801

- › Warming drawer
- › Black glass
- › Height 140mm
- › 25kg capacity
- › 30°C - 75°C



Sense

CM111BG | C2106BG | CM465BG | WD140BG

SENSE COOKING

C2362BG Ref: 070900

- › **Black Glass** Electric Single Oven
- › MotionHeat+ technology
- › **A energy**
- › 8 functions
- › 67 litre capacity
- › Touch control with programmable electronic timer
- › 2 sets of full extension telescopic runners
- › Fuse rating 16A, rated load 3.22kW
- › Dial controls

C2101BG Ref: 085500

- › **Black Glass** Electric Single Oven
- › MotionHeat+ technology
- › **A energy**
- › 10 functions
- › 67 litre capacity
- › Touch control
- › 2 sets of full extension telescopic runners
- › Fuse rating 16A, rated load 3.22kW

C2106BG Ref: 097100

- › **Black Glass Soft Close** Electric Single Oven
- › MotionHeat+ technology
- › **A energy**
- › 13 functions
- › 67 litre capacity
- › Touch control
- › 2 sets of full extension telescopic runners
- › Fuse rating 16A, rated load 3.22kW

C2403BG Ref: 102800

- › **Black Glass Pyrolytic** Electric Single Oven
- › MotionHeat+ technology
- › **A energy**
- › 14 functions
- › 67 litre capacity
- › Touch control
- › 2 sets of full extension telescopic runners
- › Fuse rating 16A, rated load 3.57kW

C3371BG Ref: 110600

- › **Black Glass** Electric Double Oven
- › **A/A energy**
- › Top Oven 4 functions
- › Main Oven 8 functions
- › 40/61 litres
- › Fuse rating 32A, rated load 5.19kW

CM1081BG Ref: 095100

- › **Black Glass Built-in Microwave**
- › 4 functions
- › Touch control
- › 40 litre capacity
- › Height 450mm
- › 8 Auto cooking programmes
- › Fuse rating 10A, rated load 1.5kW

CM111BG Ref: 114600

- › **Black Glass Built-in Combi Microwave**
- › 10 functions
- › Touch control
- › 40 litre capacity
- › Height 450mm
- › 8 Auto cooking programmes
- › Fuse rating 13A, rated load 2.55kW

CM465BG Ref: 234800

- › **Black Glass Coffee Machine**
- › Touch control with white LCD display
- › Fully automatic
- › Adjustable bean grinder
- › Milk jug included

WD140BG Ref: 043800

- › **Black Glass Warming Drawer**
- › Height 140mm
- › 25kg capacity
- › 30°C - 75°C

ACCESSORIES

SHELF COVBK Ref: 002900

- › Shelf end cover for oven/combi installation, Black

SHELF COVSS Ref: 002901

- › Shelf end cover for oven/combi installation, Stainless Steel

HANDLE 10GD Ref: 005700

- › Metal handle
- › Gold or Copper finish
- › For single 60cm ovens and 45cm microwaves*
- › Handle fit charge Ref: 009200

HANDLE 10CO Ref: 005701

- › Handle fit charge [x2] Ref: 017500

*Handles for microwaves [CM1081 / CM111 / CMS260] must be ordered at the same time as the appliance, they cannot be fitted after delivery.



Sense

CM111GM | WD140GM | C2403GM | CM465GM

SENSE COOKING

C2106GM Ref: 106200

- › **Gunmetal Soft Close** Electric Single Oven
- › MotionHeat+ technology
- › **A energy**
- › 13 functions
- › 67 litre capacity
- › Touch control
- › 2 sets of full extension telescopic runners
- › Fuse rating 16A, rated load 3.22kW

C2403GM Ref: 113900

- › **Gunmetal Pyrolytic** Electric Single Oven
- › MotionHeat+ technology
- › **A energy**
- › 14 functions
- › 67 litre capacity
- › Touch control
- › 2 sets of full extension telescopic runners
- › Fuse rating 16A, rated load 3.57kW

CM111GM Ref: 120900

- › **Gunmetal Built-in Combi Microwave**
- › 10 functions
- › Touch control
- › 40 litre capacity
- › 8 Auto cooking programmes
- › Fuse rating 13A, rated load 2.55kW

CM465GM Ref: 234800

- › **Gunmetal Coffee Machine**
- › Touch control with white LCD display
- › Fully automatic
- › Adjustable bean grinder
- › Milk jug included

WD140GM Ref: 048700

- › **Gunmetal Warming Drawer**
- › Height 140mm
- › 25kg capacity
- › 30°C - 75°C

C2105SS Ref: 104900

- › **Stainless Steel Soft Close** Electric Single Oven
- › MotionHeat+ technology
- › **A energy**
- › 13 functions
- › 67 litre capacity
- › Touch control
- › 2 sets of full extension telescopic runners
- › Fuse rating 16A, rated load 3.22kW

C2402SS Ref: 111900

- › **Stainless Steel Pyrolytic** Electric Single Oven
- › MotionHeat+ technology
- › **A energy**
- › 14 functions
- › 67 litre capacity
- › Touch control
- › 2 sets of full extension telescopic runners
- › Fuse rating 16A, rated load 3.57kW

SO111SS Ref: 055200

- › **Stainless Steel Built-in Combi Steam Oven**
- › **A+ energy**
- › 11 functions
- › Touch control
- › Steam cooking 40°C - 100°C
- › 40 litre capacity
- › Fuse rating 16A, rated load 3.05kW

CM111SS Ref: 118700

- › **Stainless Steel Built-in Combi Microwave**
- › 10 functions
- › Touch control
- › 40 litre capacity
- › 8 Auto cooking programmes
- › Fuse rating 13A, rated load 2.55kW

CM465SS Ref: 232800

- › **Stainless Steel Coffee Machine**
- › Touch control with white LCD display
- › Fully automatic
- › Adjustable bean grinder
- › Milk jug included

WD140SS Ref: 048000

- › **Stainless Steel Warming Drawer**
- › Height 140mm
- › 25kg capacity
- › 30°C - 75°C



5


YEARS OF CAPLE
GUARANTEED

BETTER TOGETHER
Purchase any Sense Premium cooking product, and get an exclusive 5-year guarantee on all Caple appliances purchased at the same time. T+C'S apply see caple.co.uk for more information.

Sense Premium

C2601SS


SENSE PREMIUM COOKING



C2601BG

Ref: 123500


- › **Black Glass** Smart Tech Pyrolytic oven
- › WiFi connectivity
- › CapleTouch+ TFT Touch control
- › MotionHeat+ technology
- › **A energy**
- › Airfry tray [AIRFRY2] included
- › 23 functions, 67 litre capacity
- › 2 Sets of full extension telescopic shelves
- › Fuse rating 16A, rated load 3.57kW



C2601SS

Ref: 124400


- › **Stainless Steel** Smart Tech Pyrolytic oven
- › WiFi connectivity
- › CapleTouch+ TFT Touch control
- › MotionHeat+ technology
- › **A energy**
- › Airfry tray [AIRFRY2] included
- › 23 functions, 67 litre capacity
- › 2 Sets of full extension telescopic shelves
- › Fuse rating 16A, rated load 3.57kW



C2601GM

Ref: 126500


- › **Gunmetal** Smart Tech Pyrolytic oven
- › WiFi connectivity
- › CapleTouch+ TFT Touch control
- › MotionHeat+ technology
- › **A energy**
- › Airfry tray [AIRFRY2] included
- › 23 functions, 67 litre capacity
- › 2 Sets of full extension telescopic shelves
- › Fuse rating 16A, rated load 3.57kW



C2601BS

Ref: 127800


- › **Black Steel** Smart Tech Pyrolytic oven
- › WiFi connectivity
- › CapleTouch+ TFT Touch control
- › MotionHeat+ technology
- › **A energy**
- › Airfry tray [AIRFRY2] included
- › 23 functions, 67 litre capacity
- › 2 Sets of full extension telescopic shelves
- › Fuse rating 16A, rated load 3.57kW



CMS260BG

Ref: 135300


- › **Black Glass** Microwave and Steam Combination Oven
- › WiFi connectivity
- › CapleTouch+ TFT Touch control
- › Programmable timer
- › Multi-stage cooking
- › 15 functions, 40 litre capacity
- › Fuse rating 16A, rated load 3.05kW



CMS260SS

Ref: 136800


- › **Stainless Steel** Microwave and Steam Combination Oven
- › WiFi connectivity
- › CapleTouch+ TFT Touch control
- › Programmable timer
- › Multi-stage cooking
- › 15 functions, 40 litre capacity
- › Fuse rating 16A, rated load 3.05kW



CMS260GM

Ref: 139200


- › **Gunmetal** Microwave and Steam Combination Oven
- › WiFi connectivity
- › CapleTouch+ TFT Touch control
- › Programmable timer
- › Multi-stage cooking
- › 15 functions, 40 litre capacity
- › Fuse rating 16A, rated load 3.05kW



CMS260BS

Ref: 139201


- › **Black Steel** Microwave and Steam Combination Oven
- › WiFi connectivity
- › CapleTouch+ TFT Touch control
- › Programmable timer
- › Multi-stage cooking
- › 15 functions, 40 litre capacity
- › Fuse rating 16A, rated load 3.05kW



WD140BG

Ref: 043800


- › **Black Glass** Warming Drawer
- › Height 140mm / 25kg capacity
- › 30°C - 75°C



WD140SS

Ref: 048001


- › **Stainless Steel** Warming Drawer
- › Height 140mm / 25kg capacity
- › 30°C - 75°C



WD140GM

Ref: 048700

- › **Gunmetal** Warming Drawer
- › Height 140mm / 25kg capacity
- › 30°C - 75°C



WD140BS

Ref: 048701

- › **Black Steel** Warming Drawer
- › Height 140mm / 25kg capacity
- › 30°C - 75°C

INDUCTION HOBS



C8400i

Ref: 051900

- › 590mm width
- › **Dial controls**
- › Frameless
- › 4 zones
- › 4 boosters



C8410i

Ref: 054300

- › 590mm width
- › Touch controls
- › Frameless
- › Easy Fit fixing clips
- › 4 zones
- › 4 boosters



C845i

Ref: 057200

- › 590mm width
- › Touch controls
- › Frameless
- › 4 zones
- › 4 boosters
- › Fuse rating 25A
- › Rated load 7.2kW



C848i

Ref: 064100

- › 590mm width
- › Slider touch controls
- › Frameless
- › Easy Fit fixing clips
- › 4 zones
- › 4 boosters





C8641i

Ref: 066300

- › 770mm width
- › Slider touch controls
- › Frameless
- › 4 zones
- › 4 boosters
- › Fuse rating 25A
- › Rated load 7.4kW



C8641iGM

Ref: 078300


- › Gunmetal hob
- › 770mm width
- › Slider touch controls
- › Frameless
- › 4 zones
- › 4 boosters
- › Fuse rating 25A
- › Rated load 8.7kW



C901i

Ref: 151900


- › 880mm width
- › Slider touch controls
- › Frameless
- › 5 zones
- › 5 boosters
- › Fuse rating 25A
- › Rated load 7.4kW



C990i

Ref: 472200


- › **Sense Premium** Full surface, zoneless induction hob
- › 920mm width
- › Smart pan detection
- › Automatic pan move
- › Touch control with full colour TFT screen
- › 21 Power levels, 6 Boosters
- › Fuse rating 40A
- › Rated load 11.1kW



PANSET

Ref: 021200


- › 4 Piece induction hob pan set




iGRIDDLE3

Ref: 007200

- › Cast iron induction hob griddle for induction hobs
- › Dishwasher safe




CERAMIC HOBS



C809C

Ref: 036200

- › 590mm width
- › Metal dial controls
- › Frameless
- › 4 zones
- › Fuse rating 25A, rated load 6.6kW
- › Black dials available [CKNOB5BK]



C817C

Ref: 048400

- › 590mm width
- › Touch controls
- › Frameless
- › 4 zones
- › Fuse rating 25A, rated load 6.6kW



Plasma

INTRODUCING OUR ADVANCED FILTER

This compact powerhouse not only rids odours with plasma but also tackles fine dust and contaminants using cutting-edge electrostatic discharge [ESD] technology all combined in one filter, making it one of a kind and worldwide patented.

OPTIONAL PLASMA Compatible with Caple Plasma filters



GUC1223 Ref: 081000

- › For hoods with extraction rate up to 1000m³/h
- › Filter technology: Plasma and ESD
- › Inlet diameter: ø150mm [also includes 120mm adaptor]
- › Power consumption: 8Wh
- › Weight: 1,95kg
- › Dimensions: ø165 x 282mm
- › Lifespan: 10/15 years
- › Warranty: 2 years [extended to 5 years if registered]



GUC1323 Ref: 092100

- › For hoods with extraction rate up to 1000m³/h
- › Filter technology: Plasma and ESD
- › Inlet diameter: 220 x 90 mm
- › Power consumption: 8Wh
- › Weight: 2,35kg
- › Measurements: 310 x 90mm
- › Lifespan: 10/15 years
- › Warranty: 2 years [extended to 5 years if registered]



ART020 Ref: 003300

- › 90 degree elbow adaptor for the GUC1323
- › Designed to further reduce the installation gap



PLASMA EXPLAINED

Scan to watch the installation process and uncover the functionality of these advanced filters.

INDUCTION DOWNDRAFTS

OPTIONAL PLASMA Compatible with Caple Plasma filters – see page 38



DD780BK Ref: 147500

- › Black Glass with Stainless Steel extractor grille
- › Plinth motor included
- › 780mm width
- › Touch control
- › 4 induction zones
- › 4 boosters
- › **A energy**
- › Recirculation kit CAP81CF included
- › Optional plasma filter GUC1323



DD782BK Ref: 156700

- › Black Glass with Black extractor grille
- › Motor included
- › 780mm width
- › Touch control
- › 4 induction zones
- › 4 boosters
- › **A+ energy**
- › Ducting kit included [charcoal filter not included]
- › Charcoal filter CAP89CF
- › Optional plasma filter GUC1323




DD610BK Ref: 303500

- › Black Glass with Black extractor grille
- › Integrated motor included
- › 600mm width
- › Slider touch control
- › 4 induction zones
- › 4 boosters
- › **B energy**
- › Recirculation kit CAP83CF
- › Ducting kit KIT/960W for use with recirculation kit
- › Additional replacement charcoal filter CAP84CF
- › Optional plasma filter GUC1323



DD810BK Ref: 323100

- › Black Glass with Stainless Steel extractor grille
- › Integrated motor included
- › 800mm width
- › Slider touch control
- › 4 induction zones
- › 4 boosters
- › **A+ energy**
- › Recirculation kit CAP83CF
- › Ducting kit KIT/960W for use with recirculation kit
- › Additional replacement charcoal filter CAP84CF
- › Optional plasma filter GUC1323



DD820BK Ref: 352400

- › Black Glass with Black extractor grille
- › Plinth motor included
- › 800mm width
- › Slider touch control
- › 4 induction zones
- › 4 boosters
- › **A energy**
- › Recirculation kit CAP83CF
- › Ducting kit KIT/961W for use with recirculation kit
- › Additional replacement charcoal filter CAP84CF
- › Optional plasma filter GUC1323



PANSETDD Ref: 029400

- › 4 Piece downdraft Induction hob pan set
- › Designed for peak performance, these pan sets excel on induction hobs due to their encapsulated base but work with any hob type. With smart steam extraction, easy draining, and dishwasher-safe convenience, they offer precision cooking and effortless cleanup.

PLASMA



All Induction Downdrafts are compatible with Caple Plasma filter GUC1323. See page 38 for more information.



GUC1323 Ref: 092100

- › For hoods with extraction rate up to 1000m³/h



ART020 Ref: 003300

- › 90 degree elbow adaptor



C706G Ref: 024900

- › 580mm Gas Hob
- › Enamelled pan supports
- › Flame safety device
- › 4 burners - including 1 triple ring burner
- › Fuse rating 3A



C744G Ref: 040100

- › 580mm Gas Hob
- › Cast iron pan supports
- › Flame safety device
- › 4 burners
- › Fuse rating 3A
- › Black dials available [CKNOB5BK x2]



C750G Ref: 031200

- › 590mm Gas Hob
- › Cast iron pan supports
- › Flame safety device
- › 4 burners
- › Fuse rating 3A
- › Rated load 7.5kW



C886G Ref: 042300

- › 586mm Gas Hob
- › Black glass with gunmetal control panel
- › Cast iron pan supports
- › Flame safety device
- › 4 burners
- › Fuse rating 3A
- › Rated load 7.66kW



C7561G Ref: 049700

- › 591mm Gas Hob
- › Dial controls
- › Cast iron magnetic pan supports
- › Flame safety device
- › Black dials available [CKNOB5BK x2]
- › 4 burners
- › Fuse rating 3A



C786G Ref: 049800

- › 584mm Gas Hob
- › Cast iron pan supports
- › Flame safety device
- › 4 burners
- › Fuse rating 3A



C768G Ref: 034200

- › 750mm Gas Hob
- › Cast iron pan supports
- › Flame safety device
- › 5 burners
- › Fuse rating 3A



C887G Ref: 046700

- › 700mm Gas Hob
- › Black glass with gunmetal control panel
- › Cast iron pan supports
- › Flame safety device
- › 5 burners
- › Fuse rating 3A
- › Rated load 10.06kW



C7571G Ref: 063300

- › 760mm Gas Hob
- › Dial controls
- › Cast iron magnetic pan supports
- › Flame safety device
- › Black dials available [CKNOB5BK x3]
- › 5 burners
- › Fuse rating 3A



C787G Ref: 055400

- › 700mm Gas Hob
- › Cast iron pan supports
- › Flame safety device
- › 5 burners
- › Fuse rating 3A



C775G Ref: 036700

- › 860mm Gas Hob
- › Dial controls
- › Cast iron pan supports
- › Flame safety device
- › 5 burners
- › Fuse rating 3A



C889G Ref: 051300

- › 876mm Gas Hob
- › Black glass with gunmetal control panel
- › Cast iron pan supports
- › Flame safety device
- › 5 burners
- › Fuse rating 3A
- › Rated load 10.06kW



C7591G Ref: 067200

- › 860mm Gas Hob
- › Dial controls
- › Cast iron magnetic pan supports
- › Flame safety device
- › Black dials available [CKNOB5BK]
- › 5 burners
- › Fuse rating 3A



C789G Ref: 057400

- › 874mm Gas Hob
- › Cast iron pan supports
- › Flame safety device
- › 5 burners
- › Fuse rating 3A

WALL CHIMNEY HOODS

Compatible with Caple Plasma filters – see page 38



AH600BK Ref: 018600


- › 600mm width
- › Black Painted Steel
- › Push button controls
- › **C energy**
- › 280m3/h
- › For use in 3m x 3m kitchens
- › Recirculation kit CAP60CF
- › Plasma Filter GUC1223



CCH601SS Ref: 020300

CCH601BK Ref: 020301

- › 600mm width
- › Stainless Steel [CCH601SS - shown]
- › Black [CCH601BK]
- › Push button controls
- › **C energy**
- › 305m3/h
- › Recirculation kit CAP60CF
- › Plasma Filter GUC1223



CCH701 Ref: 024900

- › 700mm width
- › Stainless Steel
- › Push button controls
- › **C energy**
- › 305m3/h
- › Recirculation kit CAP60CF
- › Plasma Filter GUC1223



CCH901SS Ref: 026600

CCH901BK Ref: 026601

- › 900mm width
- › Stainless Steel [CCH901SS - shown]
- › Black [CCH901BK]
- › Push button controls
- › **C energy**
- › 305m3/h
- › Recirculation kit CAP60CF
- › Plasma Filter GUC1223



BXC611 Ref: 027900

BXC911 Ref: 035300

- › 600mm width [BXC611 - shown]
- › 900mm width [BXC911]
- › Stainless Steel
- › Touch controls
- › **C energy**
- › 456m3/h [BXC611]
- › 571m3/h [BXC911]
- › Recirculation kit CAP61CF
- › Plasma Filter GUC1223



CGC611SS Ref: 029000

CGC611BK Ref: 029001

- › 600mm width
- › Stainless Steel and Glass [CGC611SS]
- › Black and Glass [CGC611BK - shown]
- › Push button controls
- › **C energy** / 456m3/h
- › Recirculation kit CAP75CF
- › Plasma Filter GUC1223



CGC711SS Ref: 031400

CGC711BK Ref: 031401

- › 700mm width
- › Stainless Steel and Glass [CGC711SS - shown]
- › Black and Glass [CGC711BK]
- › Push button controls
- › **C energy** / 456m3/h
- › Recirculation kit CAP75CF
- › Plasma Filter GUC1223



CGC911SS Ref: 034000

CGC911BK Ref: 034001


- › 900mm width
- › Stainless Steel and Glass [CGC911SS]
- › Black and Glass [CGC911BK - shown]
- › Push button controls
- › **C energy** / 456m3/h
- › Recirculation kit CAP75CF
- › Plasma Filter GUC1223



OM600 Ref: 030500

OM900 Ref: 035400

- › 600mm width [OM600 - shown]
- › 900mm width [OM900]
- › Black Glass
- › Illuminated LED touch controls
- › **C energy** / 456m3/h
- › Recirculation kit CAP60CF
- › Plasma Filter GUC1223



ZEL900 Ref: 060600

ZEL900GM Ref: 065500

- › 900mm width
- › Aluminium with Black Glass [ZEL900]
- › Gunmetal with Black Glass [ZEL900GM - shown]
- › Illuminated LED touch controls
- › **A energy** / 612m3/h
- › Recirculation kit CAP61CF
- › Plasma Filter GUC1223



FGC621 Ref: 039500

- › 600mm width
- › Stainless Steel and Glass
- › Touch controls
- › **B energy** / 654m3/h
- › Recirculation kit CAP61CF
- › Plasma Filter GUC1223



FGC721 Ref: 041200

- › 700mm width
- › Stainless Steel and Glass
- › Touch controls
- › **B energy** / 654m3/h
- › Recirculation kit CAP61CF
- › Plasma Filter GUC1223



FGC920 Ref: 041400

- › 900mm width
- › Stainless Steel and Glass
- › Push button controls
- › **D energy** / 580m3/h
- › Recirculation kit CAP61CF
- › Plasma Filter GUC1223



SP612SS Ref: 046200

- › 600mm width
- › Stainless Steel and Glass
- › Touch controls
- › **A energy** / 612m3/h
- › Recirculation kit CAP61CF
- › Plasma Filter GUC1223



SP612BK Ref: 046201

- › 600mm width
- › Black and Black Glass
- › Touch controls
- › **A energy** / 612m3/h
- › Recirculation kit CAP61CF
- › Plasma Filter GUC1223



SP912SS Ref: 048400

- › 900mm width
- › Stainless Steel and Glass
- › Touch controls
- › **A energy** / 612m3/h
- › Recirculation kit CAP61CF
- › Plasma Filter GUC1223



SP913BK Ref: 048400

- › 900mm width
- › Black and Black Glass
- › Touch controls
- › **A++ energy** / 644m3/h
- › Recirculation kit CAP61CF
- › Plasma Filter GUC1223




ZC622 Ref: 047400

- › 600mm width
- › Stainless Steel and Black Glass
- › Illuminated touch controls
- › **B energy** / 570m3/h
- › Recirculation kit CAP61CF
- › Plasma Filter GUC1223



ZC922 Ref: 055200

- › 900mm width
- › Stainless Steel and Black Glass
- › Illuminated touch controls
- › **B energy** / 587m3/h
- › Recirculation kit CAP61CF
- › Plasma Filter GUC1223



ATA901 Ref: 046700

- › 900mm width
- › Black Glass
- › Illuminated LED touch controls
- › **A energy** / 612m3/h
- › Recirculation kit CAP61CF
- › Plasma Filter GUC1223

ISLAND HOODS

Compatible with Caple Plasma filters – see page 38



BXi911 Ref: 071800

- › 900mm width
- › Stainless Steel
- › Touch controls
- › **D energy**
- › 605m3/h
- › Recirculation kit CAP61CF
- › Plasma Filter GUC1223



CGi921 Ref: 074600

- › 900mm width
- › Stainless Steel and Glass
- › Touch controls
- › **A energy**
- › 617m3/h
- › Recirculation kit CAP61CF
- › Plasma Filter GUC1223



Zi923 Ref: 088100

- › 900mm width
- › Stainless steel and Black Glass
- › Large LED light panel
- › Illuminated LED touch controls
- › **A+ energy**
- › 623m3/h
- › Recirculation kit CAP61CF
- › Plasma Filter GUC1223



INCH Ref: 016600

- › 600mm width
- › Slider controls
- › **C energy**
- › 285m3/h
- › Furniture door is not included
- › Adjustable extraction outlet
- › Recirculation kit CAP73CF
- › Plasma Filter GUC1223

BUILT-UNDER HOODS

Compatible with Caple Plasma filters – see page 38



BUCH Ref: 017500

- › 520mm width
- › Stainless Steel
- › Slider controls
- › **C energy**
- › 286m3/h
- › Recirculation kit CAP73CF
- › Plasma Filter GUC1223



BUCH75 Ref: 023800

- › 750mm width
- › Stainless Steel
- › Slider controls
- › **D energy**
- › 426m3/h
- › Recirculation kit CAP85CF



TSCH601 Ref: 024900

- › Telescopic hood
- › 600mm width
- › Stainless Steel / Grey
- › Dual switch controls
- › **C energy**
- › 291m3/h
- › Recirculation kit CAP60CF
- › Plasma Filter GUC1223



TSCH901 Ref: 030600

- › Telescopic hood
- › 900mm width
- › Stainless Steel / Grey
- › Dual switch controls
- › **C energy**
- › 291m3/h
- › Recirculation kit CAP60CF
- › Plasma Filter GUC1223



BU526BK Ref: 042800

- › 520mm width
- › Black Glass
- › Touch controls
- › **A++ energy**
- › 455m3/h
- › Recirculation kit CAP61CF
- › Plasma Filter GUC1223



BU525SS Ref: 029400

- › 520mm width
- › Stainless Steel
- › Electronic push controls
- › **A++ energy**
- › 501m3/h
- › Recirculation kit CAP61CF
- › Plasma Filter GUC1223



BU756BK Ref: 047100

- › 750mm width
- › Black Glass
- › Touch controls
- › **A++ energy**
- › 590m3/h
- › Recirculation kit CAP61CF
- › Plasma Filter GUC1223



BU755SS Ref: 034900

- › 750mm width
- › Stainless Steel
- › Electronic push controls
- › **A++ energy**
- › 609m3/h
- › Recirculation kit CAP61CF
- › Plasma Filter GUC1223

VENTING KITS

C202-6W Ref: 005800

- › 150mm venting kit
- › 1 metre flexible venting kit

C2653WGL Ref: 020300

- › 150mm venting kit
- › Highly efficient
- › For hoods with extraction over 500m3/h
- › 3 metre venting kit

RECIRCULATION KITS

CAP60CF Ref: 002100

CAP61CF Ref: 002101

CAP73CF Ref: 002800

CAP75CF Ref: 001900

CAP81CF Ref: 009200

CAP83CF Ref: 018600

CAP84CF Ref: 009000

CAP85CF Ref: 002700

CAP89CF Ref: 006000



SPLASHBACKS

TSBCURVE600BK Ref: 019900

TSBCURVE700BK Ref: 021200

TSBCURVE900BK Ref: 026200

TSBCURVE600PT Ref: 019900

TSBCURVE700PT Ref: 021200

TSBCURVE900PT Ref: 026200

TSBCURVE900PT Ref: 026200

TSBCURVE900PT Ref: 026200

TSBCURVE900PT Ref: 026200

TSBCURVE900PT Ref: 026200

- › Available in 595mm, 695mm and 895mm widths
- › H 750mm [at highest point]
- › Curved profile to suit Caple CGC611 / 711 / 911

TSBCURVE900PT Ref: 026200

TSBCURVE900PT Ref: 026200

TSBCURVE900PT Ref: 026200

TSBCURVE900PT Ref: 026200

TSBCURVE900PT Ref: 026200

TSBCURVE900PT Ref: 026200

TSBCURVE900PT Ref: 026200

TSBCURVE900PT Ref: 026200

TSBCURVE900PT Ref: 026200

TSBCURVE900PT Ref: 026200

TSBCURVE900PT Ref: 026200

TSBCURVE900PT Ref: 026200

TSBCURVE900PT Ref: 026200

TSBCURVE900PT Ref: 026200

TSBCURVE900PT Ref: 026200

TSBCURVE900PT Ref: 026200

TSBCURVE900PT Ref: 026200

TSBCURVE900PT Ref: 026200

TSBCURVE900PT Ref: 026200

TSBCURVE900PT Ref: 026200

TSBCURVE900PT Ref: 026200

TSBCURVE900PT Ref: 026200

TSBCURVE900PT Ref: 026200

TSBCURVE900PT Ref: 026200

TSBCURVE900PT Ref: 026200

TSBCURVE900PT Ref: 026200

TSBCURVE900PT Ref: 026200

TSBCURVE900PT Ref: 026200

TSBCURVE900PT Ref: 026200

TSBCURVE900PT Ref: 026200

TSBCURVE900PT Ref: 026200

TSBCURVE900PT Ref: 026200

TSBCURVE900PT Ref: 026200

TSBCURVE900PT Ref: 026200

TSBCURVE900PT Ref: 026200

TSBCURVE900PT Ref: 026200

TSBCURVE900PT Ref: 026200

TSBCURVE900PT Ref: 026200

TSBCURVE900PT Ref: 026200

TSBCURVE900PT Ref: 026200

TSBCURVE900PT Ref: 026200

TSBCURVE900PT Ref: 026200

TSBCURVE900PT Ref: 026200

TSBCURVE900PT Ref: 026200

TSBCURVE900PT Ref: 026200

TSBCURVE900PT Ref: 026200

TSBCURVE900PT Ref: 026200

TSBCURVE900PT Ref: 026200

TSBCURVE900PT Ref: 026200

TSBCURVE900PT Ref: 026200

TSBCURVE900PT Ref: 026200

TSBCURVE900PT Ref: 026200

TSBCURVE900PT Ref: 026200

TSBCURVE900PT Ref: 026200

TSBCURVE900PT Ref: 026200

TSBCURVE900PT Ref: 026200

TSBCURVE900PT Ref: 026200

TSBCURVE900PT Ref: 026200

TSBCURVE900PT Ref: 026200

TSBCURVE900PT Ref: 026200

TSBCURVE900PT Ref: 026200

TSBCURVE900PT Ref: 026200

TSBCURVE900PT Ref: 026200

TSBCURVE900PT Ref: 026200

TSBCURVE900PT Ref: 026200

TSBCURVE900PT Ref: 026200

TSBCURVE900PT Ref: 026200

TSBCURVE900PT Ref: 026200

TSBCURVE900PT Ref: 026200

TSBCURVE900PT Ref: 026200

TSBCURVE900PT Ref: 026200

TSBCURVE900PT Ref: 026200

TSBCURVE900PT Ref: 026200

TSBCURVE900PT Ref: 026200

TSBCURVE900PT Ref: 026200

TSBCURVE900PT Ref: 026200

TSBCURVE900PT Ref: 026200

TSBCURVE900PT Ref: 026200

TSBCURVE900PT Ref: 026200

TSBCURVE900PT Ref: 026200

TSBCURVE900PT Ref: 026200

TSBCURVE900PT Ref: 026200

TSBCURVE900PT Ref: 026200

TSBCURVE900PT Ref: 026200

TSBCURVE900PT Ref: 026200

TSBCURVE900PT Ref: 026200

TSBCURVE900PT Ref: 026200

TSBCURVE900PT Ref: 026200

TSBCURVE900PT Ref: 026200

TSBCURVE900PT Ref: 026200

TSBCURVE900PT Ref: 026200

TSBCURVE900PT Ref: 026200

TSBCURVE900PT Ref: 026200

TSBCURVE900PT Ref: 026200

TSBCURVE900PT Ref: 026200

TSBCURVE900PT Ref: 026200

TSBCURVE900PT Ref: 026200

TSBCURVE900PT Ref: 026200

TSBCURVE900PT Ref: 026200

TSBCURVE900PT Ref: 026200

TSBCURVE900PT Ref: 026200

TSBCURVE900PT Ref: 026200

TSBCURVE900PT Ref: 026200

TSBCURVE900PT Ref: 026200

TSBCURVE900PT Ref: 026200

TSBCURVE900PT Ref: 026200

TSBCURVE900PT Ref: 026200

TSBCURVE900PT Ref: 026200

TSBCURVE900PT Ref: 026200

TSBCURVE900PT Ref: 026200

TSBCURVE900PT Ref: 026200

TSBCURVE900PT Ref: 026200

TSBCURVE900PT Ref: 026200

TSBCURVE900PT Ref: 026200

TSBCURVE900PT Ref: 026200

TSBCURVE900PT Ref: 026200

TSBCURVE900PT Ref: 026200

TSBCURVE900PT Ref: 026200

TSBCURVE900PT Ref: 026200

TSBCURVE900PT Ref: 026200

TSBCURVE900PT Ref: 026200

TSBCURVE900PT Ref: 026200

TSBCURVE900PT Ref: 026200

TSBCURVE900PT Ref: 026200

TSBCURVE900PT Ref: 026200

TSBCURVE900PT Ref: 026200

TSBCURVE900PT Ref: 026200

TSBCURVE900PT Ref: 026200

TSBCURVE900PT Ref: 026200

TSBCURVE900PT Ref: 026200

TSBCURVE900PT Ref: 026200

TSBCURVE900PT Ref: 026200

TSBCURVE900PT Ref: 026200

TSBCURVE900PT Ref: 026200

TSBCURVE900PT Ref: 026200

TSBCURVE900PT Ref: 026200

TSBCURVE900PT Ref: 026200

TSBCURVE900PT Ref: 026200

TSBCURVE900PT Ref: 026200

TSBCURVE900PT Ref: 026200

TSBCURVE900PT Ref: 026200

TSBCURVE900PT Ref: 026200

TSBCURVE900PT Ref: 026200

TSBCURVE900PT Ref: 026200

TSBCURVE900PT Ref: 026200

TSBCURVE900PT Ref: 026200

TSBCURVE900PT Ref: 026200

TSBCURVE900PT Ref: 026200



INTEGRATED REFRIGERATION



Ri5508 Ref: 094500

- › 50/50 Frost-free Fridge Freezer
- › 1770mm height
- › **E energy**
- › Electronic controls
- › Caple Fresh technology
- › Deluxe steel trimmed interior
- › Glass shelves
- › 145 / 85 litre capacity



Ri7308 Ref: 096700

- › 70/30 Frost-free Fridge Freezer
- › 1770mm height
- › **E energy**
- › Electronic controls
- › Caple Fresh technology
- › Deluxe steel trimmed interior
- › Glass shelves
- › 180 / 63 litre capacity



RiL1796 Ref: 102100

- › Larder Fridge
- › 1770mm height
- › **E energy**
- › Deluxe steel trimmed interior
- › Caple Fresh technology
- › Top and side LED strip lights
- › Glass shelves
- › 294 litre capacity



RiF1797 Ref: 104100

- › Frost-free Freezer
- › 1770mm height
- › **E energy**
- › Top LED strip light
- › Ice cube maker
- › Electronic controls
- › 197 litre capacity



Ri7321 Ref: 118500

- › 70/30 Frost-free Fridge Freezer
- › 1770mm height
- › **E energy**
- › Touch controls
- › Caple Fresh technology
- › Deluxe steel trimmed interior
- › Glass shelves
- › 180 / 63 litre capacity



Ri5520 Ref: 116500

- › 50/50 Frost-free Fridge Freezer
- › 1770mm height
- › **E energy**
- › Touch controls
- › Caple Fresh technology
- › Deluxe steel trimmed interior
- › Glass shelves
- › 145 / 85 litre capacity



RiL1800 Ref: 119800

- › Larder Fridge
- › 1770mm height
- › **E energy**
- › Door on door installation
- › Touch controls
- › Caple Fresh technology
- › Top and side LED strip lights
- › Deluxe steel trimmed interior
- › 294 litre capacity



RiF1801 Ref: 122600

- › Frost-free Freezer
- › 1770mm height
- › **E energy**
- › Door on door installation
- › Touch controls
- › Ice cube maker
- › Deluxe steel trimmed interior
- › 197 litre capacity

UNDERCOUNTER WINE CABINETS



Wi159 Ref: 039300

- › Undercounter Wine Cabinet
- › 145mm width
- › **G energy**
- › 1 piece Stainless Steel door
- › Square handle
- › 1 zone 5°C - 18°C
- › Electronic temperature control
- › White LED lighting



Wi158BG Ref: 043400

- › Undercounter Wine Cabinet
- › 145mm width
- › **G energy**
- › Black Glass door
- › Square handle
- › 1 zone 5°C - 18°C
- › Electronic temperature control
- › White LED lighting



Wi3125 Ref: 065000

- › Undercounter Wine Cabinet
- › 295mm width
- › **F energy**
- › 1 piece Stainless Steel door
- › Square handle
- › 1 zone 5°C - 18°C
- › Touch control, White LED lighting
- › Adjustable height



Wi3125GM Ref: 071600

- › Undercounter Wine Cabinet
- › 295mm width
- › **F energy**
- › 1 piece Gunmetal door
- › Square handle
- › 1 zone 5°C - 18°C
- › Touch control, White LED lighting
- › Adjustable height



Wi3126BG Ref: 076400

- › Undercounter Wine Cabinet
- › 295mm width
- › **F energy**
- › Black Glass door
- › Black square handle
- › 1 zone 5°C - 18°C
- › Touch control, White LED lighting
- › Adjustable height



Wi6142 Ref: 101000

- › Undercounter Wine Cabinet
- › 595mm width
- › **G energy**
- › 1 piece Stainless Steel door
- › Square handle
- › 1 zone 5°C - 18°C
- › Touch control, White LED lighting
- › Adjustable height



Wi6143BG Ref: 111000

- › Undercounter Wine Cabinet
- › 595mm width
- › **G energy**
- › Black Glass door
- › Black square handle
- › 1 zone 5°C - 18°C
- › Touch control, White LED lighting
- › Adjustable height



Wi6135 Ref: 120400

- › Undercounter Wine Cabinet
- › 595mm width
- › **G energy**
- › 1 piece Stainless Steel door, square handle
- › 2 zones 5°C - 10°C and 10°C - 18°C
- › Touch control, White LED lighting
- › Adjustable height



Wi6136BG Ref: 126500

- › Undercounter Wine Cabinet
- › 595mm width
- › **G energy**
- › Black Glass door
- › Black square handle
- › 2 zones 5°C - 10°C and 10°C - 18°C
- › Touch control, White LED lighting
- › Adjustable height



Wi6135GM Ref: 129000

- › Undercounter Wine Cabinet
- › 595mm width
- › **G energy**
- › Gunmetal door
- › Black square handle
- › 2 zones 5°C - 10°C and 10°C - 18°C
- › Touch control, White LED lighting
- › Adjustable height to fit



Wi6234 Ref: 141000

- › Undercounter Wine Cabinet
- › 595mm width
- › **G energy**
- › Stainless Steel doors
- › Square handles
- › 2 side-by-side zones 5°C - 18°C
- › Touch control, White LED lighting
- › Adjustable height
- › Glass shelf kit available GSHELFPACK/300 - shown



Wi6235BG Ref: 156000

- › Undercounter Wine Cabinet
- › 595mm width
- › **G energy**
- › Black Glass doors
- › Black square handles
- › 2 side-by-side zones 5°C - 18°C
- › Touch control, White LED lighting
- › Adjustable height
- › Glass shelf kit available GSHELFPACK/300 - shown

SENSE PREMIUM WINE CABINETS



- Wi3150Ref: 083300
- › **Sense Premium** Undercounter Single Zone Wine Cabinet
 - › 295mm width
 - › **F energy**
 - › Stainless Steel door
 - › Square handle
 - › 1 zone 5°C - 18°C
 - › Touch control
 - › White LED lighting
 - › Telescopic shelves
 - › 4 programmes
 - › 4 light functions
 - › Charcoal filter
 - › Adjustable height



- Wi6150Ref: 139200
- › **Sense Premium** Undercounter Dual Zone Wine Cabinet
 - › 595mm width
 - › **F energy**
 - › Stainless Steel door
 - › Square handle
 - › 2 zones 5°C - 10°C and 10° - 18°C
 - › Touch control
 - › White LED lighting
 - › Telescopic shelves
 - › 4 programmes
 - › 4 light functions
 - › Charcoal filter
 - › Adjustable height

IN-COLUMN WINE CABINETS



- WC6401Ref: 099700
- › In-column Wine Cabinet
 - › 455mm height
 - › **F energy**
 - › Stainless Steel door
 - › Stainless Steel square handle
 - › Single zone 5°C - 18°C
 - › Touch control
 - › White LED lighting



- WC6411BGRef: 108000
- › In-column Wine Cabinet
 - › 455mm height
 - › **F energy**
 - › Black Glass door
 - › Black square handle
 - › Single zone 5°C - 18°C
 - › Touch control
 - › White LED lighting



- WC6511Ref: 148200
- › In-column Wine Cabinet
 - › 886mm height
 - › **G energy**
 - › Stainless Steel door
 - › Square handle
 - › 2 zones 5°C - 10°C and 10°C - 18°C
 - › Touch control
 - › White LED lighting



- WC6521BGRef: 148201
- › In-column Wine Cabinet
 - › 886mm height
 - › **G energy**
 - › Black Glass door
 - › Black square handle
 - › 2 zones 5°C - 10°C and 10°C - 18°C
 - › Touch control
 - › White LED lighting



- WC6100SSRef: 119800
- › In-column Wine Cabinet
 - › 600mm height
 - › **G energy**
 - › Stainless Steel door
 - › Square handle
 - › 1 zone 5°C - 18°C
 - › Electronic temperature control
 - › White LED lighting
 - › Soft open and close



- WC6100BGRef: 118300
- › In-column Wine Cabinet
 - › 600mm height
 - › **G energy**
 - › Black Glass door
 - › Black square handle
 - › 1 zone 5°C - 18°C
 - › Electronic temperature control
 - › White LED lighting
 - › Soft open and close



- WC6100GMRef: 121800
- › In-column Wine Cabinet
 - › 600mm height
 - › **G energy**
 - › Gunmetal door
 - › Square handle
 - › 1 zone 5°C - 18°C
 - › Electronic temperature control
 - › White LED lighting
 - › Soft open and close



- WC6100BSRef: 121801
- › In-column Wine Cabinet
 - › 600mm height
 - › **G energy**
 - › Black Steel door
 - › Black square handle
 - › 1 zone 5°C - 18°C
 - › Electronic temperature control
 - › White LED lighting
 - › Soft open and close

DISHWASHERS



- Di482Ref: 063700
- › 45cm Dishwasher
 - › 5 Programmes
 - › Auto door open
 - › **Energy D, Noise C**
 - › 9 place settings
 - › 49 dB[A]
 - › Water consumption per cycle [economy] 9 litres
 - › Cutlery basket



- Di633Ref: 061500
- › 60cm Dishwasher
 - › 6 Programmes
 - › Auto door open
 - › **Energy D, Noise C**
 - › 14 place settings
 - › 47 dB[A]
 - › Water consumption per cycle [economy] 11 litres
 - › Cutlery basket



- Di642Ref: 078800
- › 60cm Dishwasher
 - › Auto door open
 - › 7 Programmes
 - › **Energy D, Noise C**
 - › 14 place settings
 - › 47 dB[A]
 - › Water consumption per cycle [economy] 11 litres
 - › Cutlery tray



- Di655Ref: 105200
- › 60cm Dishwasher
 - › Sliding furniture door system
 - › 360° degree spinning arm
 - › 8 Programmes
 - › **Energy B, Noise B**
 - › Auto door open
 - › 14 place settings
 - › 42 dB[A]
 - › Water consumption per cycle [economy] 9.8 litres
 - › Cutlery tray

LAUNDRY



- WMF1100Ref: 064400
- › Freestanding Washing machine
 - › 1400rpm
 - › 10kg wash
 - › 15 programmes
 - › **Energy A, Spin B, Noise B**



- TDF1100Ref: 070000
- › Freestanding Heat Pump Tumble Dryer
 - › Sensor dry
 - › 10kg
 - › 15 programmes
 - › **Energy A++**



- WMi3100Ref: 077400
- › Integrated Washing Machine
 - › 1400rpm
 - › 8kg
 - › 15 programmes
 - › **Energy A, Spin B, Noise B**
 - › Touch control LED display
 - › Anti-overflow protection



- WMi4001Ref: 109500
- › Integrated Washing Machine
 - › 1400rpm
 - › 9kg
 - › 15 programmes
 - › **Energy A, Spin B, Noise B**
 - › Anti-overflow protection



- WDi3310Ref: 099500
- › Integrated Washer Dryer
 - › 1400rpm
 - › 8kg wash, 5kg dry
 - › 15 programmes
 - › **Wash A, Wash and Dry E, Spin B, Noise B**
 - › Touch control LED display



- TDi4001Ref: 115400
- › Integrated Heat Pump Tumble Dryer
 - › Sensor dry
 - › 7kg
 - › 15 programmes
 - › **Energy A+**
 - › In-door water tank

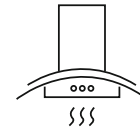
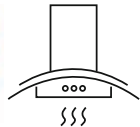


STACK SMART, SAVE SPACE

Maximise laundry space with the stacking kit, designed to securely position the freestanding dryer on top of the washing machine. The built-in sliding shelf with an anti-tipping system holds up to 15kg - perfect for loading, unloading, or folding fresh laundry. With a drawer depth of 330mm, it's a small addition that makes a big difference.



- STACKKITRef: 007200
- › For freestanding laundry appliances only



SLIM INSTALL SINGLE OVEN



54 Litre Capacity
Slim Depth 520
4 functions
Red LED display

STAINLESS STEEL
CUL57MMSS
Ref: 025700

BLACK
CUL57MMBK
Ref: 025701

XXL SINGLE OVEN



78 Litre Capacity
9 functions
Rotary controls
Red LED display
13amp connection

STAINLESS STEEL
UBO753SS
Ref: 040400

BLACK
UBO753BK
Ref: 040401

DOUBLE OVEN



114 Litre capacity
overall
Red LED display
Rotary controls

STAINLESS STEEL
UBDO901SS
Ref: 060700

BLACK
UBDO901BK
Ref: 060701

BUILT IN MICROWAVE

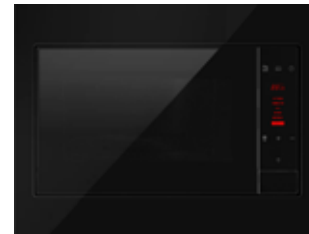


20 Litre Capacity
700W Microwave
800W Grill
595W x 313D x 390H (mm)

STAINLESS STEEL
UBMICL20SS
Ref: 023800

BLACK
UBMICL20BK
Ref: 023801

BUILT IN COMBI MICROWAVE



31 Litre Capacity
5 Power levels
900W Microwave
1200 Grill
595W x 313D x 390H (mm)

BLACK
UB45CM31BK
Ref: 049700

FLEX INDUCTION HOBS WITH DOWNDRAFT

ICONFLEXDD

Ref: 119800



77cm Flex Induction hob with downdraft
9 Power Levels, 4 boost zones
6 Fan speeds, 579 m³/hr extraction
Fan motor pack included
Vented: **Kitvent2** Ref: 003700
Recirculation **ICONFKIT** Ref: 018300
32 amp connection

ICONFLEXDDS

Ref: 119801



77cm Flex Induction hob with downdraft
9 Power Levels, 4 boost zones
6 Fan speeds, 579 m³/hr extraction
Fan motor pack included
Vented: **Kitvent2** Ref: 003700
Recirculation **ICONFKIT** Ref: 018300
32 amp connection

FLEX INDUCTION HOBS

ICONFLEX60F

Ref: 036700



60cm Flex Induction hob
9 Power Levels
4 cooking zones (2x flex)
4 Boost zones
32amp connection

ICONFLEX90F

Ref: 057000



90cm Flex Induction hob
9 Power Levels
5 cooking zones (2x flex)
5 Boost zones
40amp connection

INDUCTION HOBS

UBINDE60MT

Ref: 029400



60cm Induction Hob
9 Power levels, 4 Cooking Zones
2 Boost zone
32amp connection

UBIND77F

Ref: 042300



77cm Induction Hob
9 Power levels, 4 Cooking Zones
4 Boost zones
32amp connection

UBIND90F

Ref: 047800



90cm Induction Hob
9 Power levels, 4 Cooking Zones
4 Boost zones
32amp connection



GAS HOBS

UBGOG601BK

Ref: 023800



60cm Gas on Glass Hob
4 Cooking zones
Cast iron pan stands

UBGHDFJ70

Ref: 025700



70cm Stainless Steel Hob
5 Cooking zones
Cast iron pan stands

UBGOG701BK

Ref: 025701



70cm Stainless Steel Hob
5 Cooking zones
Cast iron pan stands

UBGOG901BK

Ref: 029400



90cm Gas on Glass Hob
5 Cooking zones
Cast iron pan stands

BOX CHIMNEY HOOD



Touch Control, 3 fan speeds
Available in 60cm or 90cm
60cm 482 m³/h max airflow
90cm 482 m³/h max airflow
Carbon Filter **SCF1** Ref: 001800

BLACK
UBSBOX60BK Ref: 027500
UBSBOX90BK Ref: 033000

A++

BLACK CANOPY HOOD



Touch Control, BLDC Motor
Black available in 52cm & 70cm
52cm 460 m³/h max airflow
70cm 572 m³/h max airflow
Carbon Filter **SCF1** Ref: 001800

UBSCAN52BK Ref: 014600
UBSCAN70BK Ref: 016400

B

BOX CHIMNEY HOOD



Touch Control, 3 fan speeds
Available in 60cm or 90cm
60cm 565 m³/h max airflow
90cm 564 m³/h max airflow
Carbon Filter **SCF1** Ref: 001800

STAINLESS STEEL
UBSBOX60SS Ref: 027500
UBSBOX90SS Ref: 033000

A++

SILVER CANOPY HOOD



Touch Control, BLDC Motor
Black available in 52cm & 70cm
52cm 316 m³/h max airflow
70cm 324 m³/h max airflow
Carbon Filter **ATFILT8** Ref: 001800

UBCAN52SV Ref: 014601
UBCAN70SV Ref: 016401

B

CHIMNEY HOODS




B

70cm in Black or Stainless Steel
Three fan speeds
Push button control
Carbon filter **SCF2** Ref: 001800

STAINLESS STEEL
UBSCH70SS
Ref: 014602
BLACK
UBSCH70BK
Ref: 014603

ANGLED GLASS RUNWAY HOOD



B

Touch control, 3 Fan speeds
Black with runway white LED
Available in 60cm, 70cm, 90cm
All 400 m³/h max airflow
Filter code: **CARBFLT4** Ref: 001800

UBARUNW6 Ref: 023800
UBARUNW7 Ref: 025700
UBARUNW9 Ref: 027500

ICON HOODS



A+

Hidden touch Control
9 Fan speeds
Black angled hood Available in 60cm, 70cm, 90cm
60cm 70cm 90cm all with 523 m³/h max airflow
Filter code: **TMFLT4** Ref: 001800

ICON60H Ref: 025700
ICON80H Ref: 029400
ICON90H Ref: 031200

CHOICE OF 5" VENTING KITS AVAILABLE - 1 METRE, CODE 15UVK Ref: 003300 & 3 METRE, CODE 35UVK Ref: 007500

The Bosch oven range



SERIES 4

Modern design with **RED** LED digital display, retractable rotary controls and easy to use functionality. Time functions made easier with a programmable timer & 3D Hot air technology to produce even temperatures across all three levels to create the perfect and consistent baking or roasting results. Supported with Eco clean for a less effort cleaning for light soiling.



MULTIFUNCTION

Built in oven with hot air steam for delicious baking results
71 Litre capacity
7 cooking methods
Fast Preheating Function
Automatic Start

2.99kw Electrical connection required



HQA534BB3B BLACK Ref: 055200
HQA534BS3B STEEL Ref: 055201



PYROLYTIC

Built in oven with self-cleaning function and hot air steam
71 Litre capacity
5 cooking methods
Fast preheating function
Automatic Start

2.99kw Electrical connection required



HQA574BB3B BLACK Ref: 079200
HQA574BS3B STEEL Ref: 079201



COMPACT MICROWAVE

44 Litre capacity
15 functions
600w, 4 power levels

3.5kw Electrical connection required

CMA583MB0B BLACK Ref: 088400
CMA583MS0B STEEL Ref: 088401

SERIES 8

Introducing a new and innovative **digital control ring** with **colour TFT** interface and White LCD display controls. Cook like a Bosch with professional cooking assistant to help choose the correct heat settings by simply selecting the dish you are cooking. Series 8 ovens also come with an Air fry function to create the perfect Crispy potatoes. You can also take control of your oven from anywhere using the Home connect App, you can even voice control with Amazon or Alexa Assist.



MULTIFUNCTION

Built in oven with digital control ring & TFT touch display
71 Litre capacity
14 cooking methods
Fast preheating function
Soft close, drop-down door
Bosch Assist
Oven assistant with Voice control



3.60kw Electrical connection required

HBG7341B1B BLACK Ref: 103200



PYROLYTIC

Built in oven with digital control ring & TFT touch display
71 Litre capacity
14 cooking methods
Fast preheating function
Soft close, drop-down door
Bosch Assist
Oven assistant with Voice control



3.60kw Electrical connection required

HBG7741B1B BLACK Ref: 106900



PYROLYTIC

Built in oven with digital control ring & TFT touch display
71 Litre capacity
14 cooking methods
Baking & Roasting sensors with tir predictions
Soft close, drop-down door
Bosch Assist
Oven Assistant with Voice control



3.60kw Electrical connection required

HBG7764B1B BLACK Ref: 136400



MULTIFUNCTION

Built in double oven with 3D hot air
Main Oven;
71 Litre Capacity
5 cooking methods
Fast preheating fuction

Top Oven;
34 Litre Capacity
3 cooking methods
Large and small area grill

5.99kw Electrical connection required



MBA533BB3B BLACK Ref: 106900
MBA533BS3B STEEL Ref: 106901



MULTIFUNCTION

Built under double oven with 3D hot air
Main Oven;
47 Litre Capacity
5 cooking methods
Fast preheating fuction

Top Oven;
34 Litre Capacity
3 cooking methods
Large and small area grill

5.99kw Electrical connection required



NBS533BB0B BLACK Ref: 108700
NBS533BS0B STEEL Ref: 108701



WALL UNIT MICROWAVE

20 Litre capacity
7 automatic programmes
800w - 5 power levels
382H x 594W x 317D
600mm wall unit

BFL523MB0B BLACK Ref: 046000
BFL523MS0B STEEL Ref: 046001



BUILT IN MICROWAVE

25 Litre capacity
7 automatic programmes
900w - 5 power levels
382H x 594W x 388D
600mm tall housing

BFL553MB0B BLACK Ref: 055200
BFL553MS0B STEEL Ref: 062600

WARMING DRAWER

Maximum load - 14 plates, Push pull mechanism
Low cooking function
140H x 594W x 548D



BIC510NS0B STEEL Ref: 051500

PROMOTIONAL FAN OVEN



Available in
BLACK - HHF113BA0B Ref: 041500
STEEL - HHF113BR0B Ref: 041501

Built in oven with 3D hot air
66 Litre capacity
4 cooking methods
Child safety lock
13amp Plug included



BUILT IN MICROWAVE

21 Litre Capacity
Quick Start maximum power 30 seconds
Cleaning Assistance



2.99kw Electrical connection required

BFL7221B1B BLACK Ref: 101400



BUILT IN MICROWAVE

36 Litre Capacity
1000W, 5 power levels
Boost Function
Claening Assistance



2.99kw Electrical connection required

CEG732XB1B BLACK Ref: 125400



PYROLYTIC MICROWAVE

45 Litre capacity
16 functions
900w, 5 power levels



2.99kw Electrical connection required

CMG7241B1B BLACK Ref: 143600



BIC7101B1B BLACK Ref: 081000

WARMING DRAWER

Maximum load - 14 plates
Push pull mechanism
Low cooking function
140H x 594W x 548D

GAS HOB



Stainless steel gas hob with side-mounted controls

Cast-iron finish pan supports
Front high speed burner
Connected load: 7.4kw

PBP6B5K60
60cm
Ref: 026800

GAS HOB



Stainless steel gas hob with front-mounted controls

Cast-iron finish pan supports
Powerful cooking at up to 3.3kw
Connected load: 10.8kw

PGQ7B5K90
75cm
Ref: 049700

CERAMIC HOB



Glass-ceramic radiant hob with side-mounted controls

Control panel child lock
Connected load: 6.4kw

PKE611CA3E
60cm
Ref: 034900

INDUCTION HOB

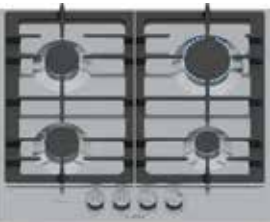


Induction hob with plug and play

Quick start function detects where the pot is placed
Connected load: 3.7kw
13amp Plug included

PUE611BB5B
60cm
Ref: 057000

DELUXE GAS HOB



Stainless-steel gas hob with FlameSelect

Cast-iron finish pan supports
Front high speed burner
Connected load: 7.4kw

PCP6A6I90
BLACK - 60cm
Ref: 051500

PCP6A5I90
STEEL - 60cm
Ref: 051501

GAS HOB

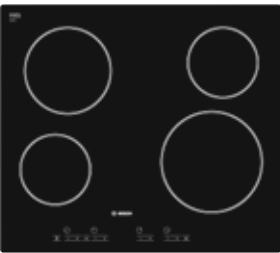


Stainless steel gas hob with FlameSelect

Cast-iron finish pan supports
Central wok burner up to 4.0kw
Connected load: 11.5kw

PCQ7A5I90
75cm
Ref: 075500

TOUCH CONTROL HOB



Glass-ceramic radiant hob with front touch controls

Control panel child lock
Connected load: 6.4kw

PKE61RAA8B
60cm
Ref: 037800

INDUCTION HOB



Induction hob with Self select

Quick start function detects where the pot is placed
Connected load: 3.7kw

PUE611BB5E
60cm
Ref: 060700

GAS ON GLASS



Tempered-glass gas hob with FlameSelect

Semi-continuous cast-iron pan support
9 power levels
Connected load: 7.5kw

PPP6A6I40
60cm
Ref: 073700

GAS ON GLASS



Tempered-glass gas hob with FlameSelect

Semi-continuous cast-iron pan support
Central wok cooking at up to 4kw
Connected load: 11.5kw

PPQ7A6I40
75cm
Ref: 069200

FLEX INDUCTION HOB



Flex Induction hob allows multiple pots and pans, anywhere on the flexible cooking zone

Auto Flex induction, Perfect Fry
Smart Hood connectivity, 17 power levels
4 cooking zones
Connected load: 7.4kw

PIX631HC1E
60cm
Ref: 108700

INDUCTION HOB



Induction hob with Direct select

Quick start function detects where the pot is placed
Timer with switch off function
Connected load: 7.4 kw

PIV831HB1E
80cm
Ref: 116100



60cm VENTING COOKTOP



60cm induction hob with integrated ventilation module

17 stage power setting for each zone
Timer for all zones
Frameless design
Extraction capacity 500 m3/h
Connection load: 7.40kw
Hard wired

PVS611B16E
Ref: 249000

70cm VENTING COOKTOP



70cm induction hob with integrated ventilation module

17 stage power setting for each zone
Timer for all zones
Frameless design
Extraction capacity 500 m3/h
Connection load: 7.40kw
Hard wired

PVQ731H26E
Ref: 274700

80cm VENTING COOKTOP



80cm induction hob with integrated ventilation module

17 stage power setting for each zone
Timer for all zones
Frameless design
Extraction capacity 500 m3/h
Connection load: 7.40kw
Hard wired

PVS811B16E
Ref: 279000

Recirculation Starter Kits

60cm worktops **HEZ9VDKR1**
Includes: 1x small radius 90° bend (HEZ9VDSB4), 1x large radius 90° bend (HEZ9VDSB2), 3x connectors (HEZ9VDSS1), 1x 50 cm straight channel (HEZ9VDSM1) & 1x diffuser (HEZ9VRPD1). Ref: 018300

70cm worktops **HEZ9VDKR0**
Includes: 2x large radius 90° bends (HEZ9VDSB2), 3x connectors (HEZ9VDSS1), 1x 50 cm straight channel (HEZ9VDSM1) & 1x diffuser (HEZ9VRPD1). Ref: 018301

CHIMNEY HOOD



Stainless Steel hood
3 speed extraction
Push button control
2 x LED lights
Extraction capacity 360m3/h
Recirculation DHZ5275
Ref: 011400

DWP64BC50B
60cm
Ref: 031200

DWP94BC50B
90cm
Ref: 040200

ANGLED HOOD



Inclined hood with Eco Silence
3 speed extraction
Power boost
TouchSelect controls
LED lights
445m3/h max extraction
Recirculation DWZ1GK1U2 Ref: 009200

DWK65DK60B
60cm
Ref: 047800

DWK85DK60B
80cm
Ref: 051500

FLAT GLASS HOOD



Stainless steel with straight glass design
3 speed extraction
Push button control
2 x LED lights
Extraction capacity 365 m3/h
Recirculation DWZ1DX1I4 Ref: 011400

DWG64BC50B
60cm
Ref: 062000

DWG94BC50B
90cm
Ref: 070300

TELESCOPIC



60cm telescopic hood
2 speed extraction
Silver metallic
Steel fascia panel
Grease filter included
DWZ1IT114 charcoal filter
Ref: 009200

DFM063W56B
BRUSHED STEEL
Ref: 029400

INTEGRATED HOOD



Integrated extraction
3 speed extraction
LED lighting
Grease filter included
Z51IMA0X0 charcoal filter
Ref: 006300

DEM66AC00B
METALLIC SILVER
Ref: 023800

CANOPY HOOD



Canopy extraction
3 speed extraction
LED lighting
Grease filter included
DWZ0INOTO charcoal Filter
Ref: 009200

DLN53AA70B
SILVER GREY
Ref: 018300



T&Cs apply.
Registration required.
Selected models only.



LARDER FRIDGE

Built-under refrigerator with MultiBox

Total volume 137 Litre
Automatic defrost fridge
Flat Hinge
E Rating



KUR21VFE0G
Ref: 070000



FREEZER

Built-under freezer with super freezing

Total volume 106 Litre
Audible alarm signal
Flat Hinge
E Rating



GUN21VFE0G
Ref: 073700



FRIDGE

Built in refrigerator with XXL MultiBox drawer

Total volume 136 Litre
Super cooling function
Flat Hinge
E Rating



KIR21NSE0G
Ref: 073701



FRIDGE

Built in 122cm refrigerator with XXL MultiBox drawer

Total volume 204 Litre
Eco Airflow
Sliding Hinge
E Rating



KIR41NSE0G
Ref: 081000

FRIDGE

Tall Built-in refrigerator with MultiBox

Total volume 319 Litre
Super cooling fuction
Flat hinge
E Rating



KIR81VFE0G
Ref: 138100

FREEZER

Tall Built-in Freezer with MultiBox

Total volume 212 Litre
Auto SuperFreezing function
Flat hinge
E Rating



GIN81VEE0G
Ref: 141800

FRIDGE FREEZER

Built-in fridge-freezer with NoFrost

50 / 50 combination
Total volume 249 Litre
Audible alarm system
Sliding Hinge
E Rating



KIN85NSE0G
Ref: 105000

FRIDGE FREEZER

Built-in fridge-freezer with LowFrost

70 / 30 combination
Total volume 270 Litre
Big box drawer
Sliding Hinge
E Rating



KIV87NSE0G
Ref: 099500



REFRIGERATION VENTILATION GRILL, MATT SILVER - CODE 01VGMS Ref: 002600

SMV2HTX02G PROMOTIONAL DISHWASHER



60cm fully integrated dishwasher with silence on demand through home connect app

13 place settings
5 programmes
Extra drying function

D Rating

Ref: 055200



Operation via app or
Alexa voice control



SLIMLINE DISHWASHER



45cm fully Intergrated dishwasher with silence on demand through home connect app

Height adjustable top basket
10 place settings
5 programmes
Info light
Extra drying function

E Rating

SPV2HKX42G
Ref: 063700

PREMIUM DISHWASHER



60cm fully integrated dishwasher with silence on demand through home connect app

VarioDrawer on third level for cutlery
14 place settings
6 programmes
Info light
Extra drying function

D Rating

SMV4HVX00G
Ref: 071800



Home Connect Easy Start

Select the type of dishes and let the appliance take care of everything else.



Easy Start in three steps to choose the perfect wash.
Receive tablet, rinse aid and salt level notifications via the app, so you never run out.
Keep your dishwasher in top condition - Receive automatic tablet and cleaning bundles via **smart finish** subscription.
Easily set your hard water settings to prolong the life of your dishwasher.

8KG WASHING MACHINE



8kg Washing machine with EcoSilence Drive

1400 rpm spin speed
Allergy plus function
Adjustable feet

E Rating

WIW28302GB
Ref: 105000

PREMIUM 8KG WASHING MACHINE



Especially quiet 8kg washing machine with EcoSilence Drive and Silence program

1400 rpm spin speed
Allergy plus function
Vario drum, Adjustable feet
Series 8 LED display with touch control

E Rating

WIW28502GB
Ref: 110600

7KG WASHER DRYER



Intergrated washer dryer

Wash 7kg
Dry 4kg
1355 rpm spin speed
AquaSpa wash system

E Rating

WKD28352GB
Ref: 138300

FASCIA DISPLAY TYPES

N70 Full Touch 1

Full Touch Screen display; 3.7" high resolution TFT colour graphics display.



N90 Full Touch 2

Full Touch Screen display; 4.1" high resolution TFT colour graphics display.




N90 Full Touch 3

Full Touch Screen display; 6.8" high resolution TFT colour graphics display.



WARMING DRAWERS

COMPATIBLE WITH N70 & N90 APPLIANCES



14cm warming drawer
Slow cook programme
Maximum load - 12 plates
Push & pull opening
6A/Plug included

N24HA11N1B
STEEL
Ref: 081000

N24HA11G1B
GRAPHITE
Ref: 086400



29cm warming drawer
Slow cook programme
Maximum load - 40 plates
Push & pull opening
6A/Plug included

N34HA11N1B
STEEL
Ref: 082900

N34HA11G1B
GRAPHITE
Ref: 088200



N70 Full Touch 1 Collection

MULTIFUNCTION



A+ ENERGY

Built in oven with
CircoTherm™

71 Litre capacity

14 Heating methods

3.7 inch full touch TFT
Display

3.6kw Electrical connection
required



B24CR31G0B
GRAPHITE
Ref: 110600

SLIDE & HIDE MULTIFUNCTION



A+ ENERGY

Built in slide & hide oven
with CircoTherm™

71 Litre capacity

14 Heating methods

3.7 inch full touch TFT
Display

3.6kw Electrical connection
required



B54CR31N0B
STEEL
Ref: 121700

B54CR31G0B
GRAPHITE
Ref: 121700

SLIDE & HIDE PYROLYTIC



A+ ENERGY

Built in slide and hide
self cleaning oven with
CircoTherm™

71 Litre capacity

14 Heating methods

3.7 inch full touch TFT
Display

3.6kw Electrical connection
required



B54CR71N0B
STEEL
Ref: 129000

B54CR71G0B
GRAPHITE
Ref: 129000

N90 Full Touch 2 & 3 Collection

SLIDE & HIDE PYROLYTIC



A+ ENERGY

Built in slide and hide
self cleaning oven with
CircoTherm™

71 Litre capacity

14 Heating methods

4.1 inch full touch TFT Display

3.6kw Electrical connection
required



B64CS71G0B
GRAPHITE
Ref: 156700

COMBINATION MICROWAVE



Built in combination
microwave with
CircoTherm™

45 Litre capacity

900w - 5 power levels

4.1 inch full touch TFT
Display

3.6kw Electrical connection
required



C24MS31G0B
GRAPHITE
Ref: 180700

COMBINATION MICROWAVE



Built in combination
microwave

45 Litre capacity

16 Heating methods

3.7 inch full touch TFT
Display

3.6kw Electrical
connection required



C24MR21N0B
STEEL
Ref: 143800

C24MR21G0B
GRAPHITE
Ref: 143800

MICROWAVE & GRILL



Built in microwave & grill

36 Litre capacity

1000w - 5 power levels

3.7 inch full touch TFT
Display

3.1kw Electrical
connection required



C24GR3XG1B
GRAPHITE
Ref: 112400

SEAMLESS STRIPS

For 60cm single oven with 45cm oven
(Special aperture applies)

Z11SZ90G0 - GRAPHITE Ref: 025700

Z11SZ90X0 - STEEL Ref: 025700

For 45cm compact oven with 14cm
Warming Drawer

Z11SZ60G0 - GRAPHITE Ref: 012700

Z11SZ60X0 - STEEL Ref: 012700

For 60cm single oven with 29cm
Warming Drawer

Z11SZ80G0 - GRAPHITE Ref: 016400

Z11SZ80X1 - STEEL Ref: 016400

For use between 60cm single and
45cm compact ovens
Z13CV06S0 - Ref: 005400



SLIDE & HIDE PYROLYTIC



A+ ENERGY

Built in slide and hide
self cleaning oven with
CircoTherm™

71 Litre capacity

14 Heating methods

6.8 inch full touch TFT
Display

Multipoint temperature
probe

3.6kw Electrical connection
required



B64CT73G0B
GRAPHITE
Ref: 224900

SLIDE & HIDE PYROLYTIC - STEAM



A+ ENERGY

Built in slide and hide
self cleaning oven with
VarioSteam

71 Litre capacity

20 Heating methods

6.8 inch full touch TFT
Display

Multipoint temperature
probe

3.6kw Electrical connection
required



B64VT73G0B
GRAPHITE
Ref: 211400

PYROLYTIC COMBINATION MICROWAVE



Built in self cleaning
combination microwave
with CircoTherm™

45 Litre capacity

900w - 5 power levels

6.8 inch full touch TFT
Display

3.6kw Electrical connection
required



C24MT73G0B
GRAPHITE
Ref: 228600



MULTIFUNCTION A ENERGY
Built in oven with CircoTherm™
71 Litre capacity
6 cooking methods
Cooling fan
2.99kw Electrical connection required

B1ACE4AG3B/N50 GRAPHITE
Ref: 077400



PYROLYTIC A ENERGY
Built in oven with CircoTherm™
71 Litre capacity
8 cooking methods
Rapid heat, Cooling fan
2.99kw Electrical connection required

B2ACH7AG7B/N50 GRAPHITE
Ref: 101400



SLIDE & HIDE MULTIFUNCTION A ENERGY
Built in oven CircoTherm™
71 Litre capacity
7 Heating methods
Retractable controls

B3ACE4AN3B/N50 STEEL
Ref: 099500
B3ACE4AG3B/N50 GRAPHITE
Ref: 099501

B4ACF1AN3B/N50 STEEL
Rotating Handle
Ref: 106900



BUILT UNDER DOUBLE OVEN B/A ENERGY
LCD Display
Main oven:
71 Litre Capacity, 5 Heating methods
Top Oven :
34 Litre capacity, 4 Heating methods
Large and small area grill
Retractable controls
5.99kw Electrical connection required

J1ACE2HN0B/N50 STEEL
Ref: 110602



BUILT IN DOUBLE OVEN B/A ENERGY
LCD Display
Main oven:
71 Litre Capacity, 5 Heating methods
Top Oven :
34 Litre capacity, 4 Heating methods
Large and small area grill
Retractable controls
5.99kw Electrical connection required

U1ACE2AG3B/N50 GRAPHITE
Ref: 110600



BUILT IN DOUBLE OVEN B/A ENERGY
LCD Display
Main oven:
71 Litre Capacity, 5 Heating methods
Top Oven :
34 Litre capacity, 4 Heating methods
Large and small area grill
Retractable controls
5.99kw Electrical connection required

U1ACE2AN3B/N50 STEEL
Ref: 110601



BUILT IN MICROWAVE
25 Litre capacity
Automatic programmes
13amp Plug included
H382 W594 D550
600mm tall housing

HLAWD53N0B/N50 STEEL
Ref: 066100



COMBINATION MICROWAVE
44 Litre capacity
900w 5 power levels
3.35kw Electrical connection required

C1AMG84N1B/N50 STEEL
Ref: 106900
C1AMG84G1B/N50 GRAPHITE
Ref: 106901



WALL UNIT MICROWAVE
Built in microwave
20 Litre capacity
13amp Plug included
H382 W594 D320 includes fascia 20mm
600mm wall unit

HLAWD23N0B/N50 STEEL
Ref: 055200
HLAWD23G0B/N50 GRAPHITE
Ref: 066300



SLIDE & HIDE PYROLYTIC A ENERGY
Built in oven with Circo Therm
71 Litre capacity
8 Cooking methods
2.99kw Electrical connection required

B6ACH7AN7B/N50 STEEL
Ref: 112200
B6ACH7AG7B/N50 GRAPHITE
Ref: 112201


Circo Therm® – Hot air system for simultaneous cooking Circo Therm® hot air technology focusses heat directly on the food being cooked, so surfaces of bakes and roasts are sealed quickly. This seals in moisture makes meats juicier and cakes delicious and moist.

Slide & Hide® – The only oven with a disappearing door. Slide & Hide® is the first choice for individualists, who want to enjoy their passion for cooking without limitations. The iconic Slide & Hide® door effortlessly slides away beneath the oven when not in use.

WARMING DRAWERS



N1AHA01N0B/N50 STEEL
Ref: 052600



N1AHA01G0B/N50 GRAPHITE
Ref: 060000

14cm warming drawer
20 Litre Capacity
Push & pull opening
Plug included



60cm VENTING COOKTOP
60cm induction hob with touch controls
1 Combi Zones
High Extraction rate
Boost function 622 m3/h
Twist control, Timer
Connected load 7.4kw

V56NBS1L0 Ref: 249000



70cm VENTING COOKTOP
70cm induction hob with touch controls
2 Combi Zones
High Extraction rate
Boost function 622 m3/h
Twist control, Timer
Connected load 7.4kw

V57THQ4L0 Ref: 267500



80cm VENTING COOKTOP
80cm induction hob with touch controls
2 Combi Zones
High Extraction rate
Boost function 622 m3/h
Twist control, Timer
Connected load 7.4kw

V58NHQ4L0 Ref: 276700




RECIRCULATION STARTER KITS

60cm worktops Z861KR1 Ref: 018300
Includes: 1x small radius 90° bend (Z861SB4), 1x large radius 90° bend (Z861SB2), 3x connectors (Z861SS1), 1x 50 cm straight channel (Z861SM1), and 1x diffuser (Z821PD1).
70cm worktops Z861KR0 Ref: 018301
Includes: 2x large radius 90° bends (Z861SB2), 3x connectors (Z861SS1), 1x 50 cm straight channel (Z861SM1), and 1x diffuser (Z821PD1).



60cm CERAMIC TOUCH CONTROL HOB
4 QuickLight ceramic zones
Heat indicator light, Timer facility
Connected load: 6.6kw
Electrical connection required

T16NBE1L
Ref: 036700



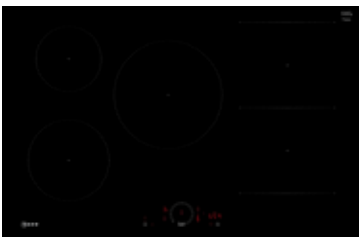
60cm INDUCTION TOUCH CONTROL HOB
4 induction zones
Heat indicator light
Timer facility
13amp Plug included

T36FBE1LOG
Ref: 051500



60cm INDUCTION TWIST TOUCH CONTROL HOB
4 Induction zones and combi zone
Heat indicator light, Timer facility
Connected load: 6.9 KW
Electrical connection required

T56FHS1L0
Ref: 084700



80cm TWIST TOUCH CONTROL INDUCTION HOB
5 Induction zones
Heat indicator light
Timer facility
Connected load: 7.4 KW
Electrical connection required

T58FHW1L0
Ref: 127200



60cm GAS HOB
Front controls
Cast iron pan supports
Powerful cooking up to 3.5kw

T26CIH8N0
Ref: 053400



75cm GAS HOB
Front controls
Powerful cooking up to 4kw
Cast iron pan supports

T27CIQ8N0
Ref: 061800



60cm BLACK GAS ON GLASS
Cast Iron Supports
Front controls
Tempered Glass
Powerful cooking up to 3kw

T26PIP4S0
Ref: 055200



75cm BLACK GAS ON GLASS
Cast Iron Supports
Front controls
Tempered Glass
Powerful cooking up to 4kw

T27PIQ4S0
Ref: 075500

CANOPY HOOD



E ENERGY

D51NAA1C0B
Ref: 017500

3 speed options
2 60w LED lamps
Slide control
Metal grease filter
Silver metallic grey
Extraction capacity 300m3/h
Z51INTOX0 Charcoal Filter Ref: 009000

INTEGRATED HOOD



B ENERGY

D64MAC1X0B
Ref: 027500

3 speed extraction
2 LED lights
Push button control
Grease filter
Extraction capacity 350m3/h
Recirculating filter Z51MAOX0 Ref: 006100
Silver Metallic



T&Cs apply.
Registration required.
Selected models only.

2 year
guarantee
subject to registration



LARDER FRIDGE



Undercounter refrigerator keeps fruit and vegetables to their freshest with fresh safe

Total volume 137 litre
Automatic defrost
Flat Hinge
E rating



KU1212FE0G
Ref: 068100

FREEZER



Undercounter NoFrost freezer with SuperFreeze

Total volume 106 litre
Manual defrost
Flat Hinge
E rating



GU7212FE0G
Ref: 073700

FRIDGE WITH ICE BOX



Built in no frost fridge freezer with eco air flow

50/50 combination
Total volume 259 litre
Sliding Hinge
D rating



KU2222FD0G
Ref: 082900



TALL FRIDGE



Built in tall refrigerator keeps fruit and vegetables to their freshest with fresh safe

Total volume 310 litre
Super cooling function
LED Light
Fixed Hinge
E rating



KI1812FE0G
Ref: 132700

TALL FREEZER



Built in tall no frost freezer with vario zone draws

Total volume 212 litre
Super freeze function
Fixed hinge
E rating



GI7812EE0G
Ref: 154900

FRIDGE FREEZER



Built in no frost fridge freezer with eco air flow

50/50 combination
Total volume 249 litre
LED Light
Sliding Hinge
E rating



KI7851SE0G
Ref: 105000



FRIDGE FREEZER



Built in low frost fridge freezer with eco air flow

70/30 combination
Total volume 272 litre
LED Light
Sliding Hinge
E rating




KI5872SE0G
Ref: 108700



REFRIGERATION VENTILATION GRILL, MATT SILVER - CODE 01VGMS Ref: 002600

PROMOTIONAL DISHWASHER



Fully Intergrated 60cm dishwasher with favourite feature to customise settings

13 place settings
6 programmes
Info light
Extra dry function

E Rating

S153HTX02G
Ref: 062600



SLIMLINE DISHWASHER



Fully Intergrated 45cm dishwasher with Vario hinge for special built in situations

Flex II basket with adaptable elements
6 programmes
10 place settings
Extra drying functions
E rating

S875HKX21G
Ref: 075500

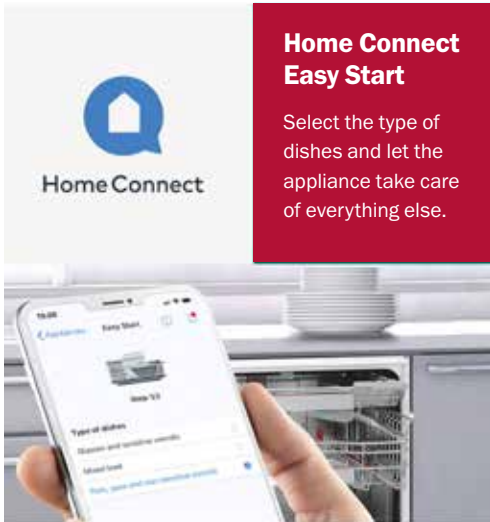
PREMIUM DISHWASHER



Fully Intergrated 60cm dishwasher with InfoLight projected on floor

Flex I basket with adaptable elements
6 programmes
14 place settings
Extra drying functions
E rating

S155HVX00G
Ref: 071800



Home Connect Easy Start

Select the type of dishes and let the appliance take care of everything else.

Easy Start in three steps to choose the perfect wash.
Receive tablet, rinse aid and salt level notifications via the app, so you never run out.
Keep your dishwasher in top condition - Receive automatic tablet and cleaning bundles via **smart finish** subscription.
Easily set your hard water settings to prolong the life of your dishwasher.

8KG WASHING MACHINE



8kg built in washing machine with speed perfect programme

1400 rpm spin speed
Large LED Display
Reversible door
C rating

W543BX2GB
Ref: 103200

8KG WASHING MACHINE



8kg built in washing machine with silent function

1400 rpm spin speed
Super quick 15 programme
Reversible door
C rating

W544BX2GB
Ref: 110600

7KG WASHER DRYER



Built in washer dryer with digital countdown indicator

1355 rpm spin speed
7kg wash
4 kg dry
Large LED display
E rating

V6320X2GB
Ref: 138300

RANGEMASTER™

SINKS & TAPS

STAINLESS STEEL SINKS

25
YEAR
WARRANTY



BALTIMORE

Polished stainless steel inset sink
Manufactured from 18/10 steel
Reversible drainer
Waste kit included
Micro-Sheen™ soft brushed finish



BL9501 Ref: 024000
Overall Size: 950 x 508
600mm minimum base unit
1.0 BOWL



BL9502 Ref: 028600
Overall Size: 950 x 508
600mm minimum base unit
1.5 BOWL



BL8001 Ref: 019400
Overall Size: 800 x 508
450mm minimum base unit
COMPACT



GLENDALE

Polished stainless steel inset sink
Manufactured from 18/10 steel
Reversible drainer
Waste kit included
Micro-Sheen™ soft brushed finish



GL9501 Ref: 020300
Overall Size: 950 x 508
600mm minimum base unit
1.0 BOWL



GL9502 Ref: 023800
Overall Size: 950 x 508
600mm minimum base unit
1.5 BOWL

GRANITE SINKS

25
YEAR
WARRANTY



ELEMENTS

Natural anti-bacterial surface
Igneous granite, easy clean
Extreme scratch resistance
Reversible drainer
Waste kit included



ELE1051 Ref: 031400
Overall Size: 1000 x 500
600mm minimum base unit
1.0 BOWL



ELE1052 Ref: 033200
Overall Size: 1000 x 500
600mm minimum base unit
1.5 BOWL

Ash Black Dove Grey Crystal White Stone



LOA

Natural anti-bacterial surface
Igneous granite, easy clean
Extreme scratch resistance
Reversible drainer
Waste kit included



LOA1051 Ref: 036700
Overall Size: 1000 x 500
600mm minimum base unit
1.0 BOWL



LOA1052 Ref: 038600
Overall Size: 1000 x 500
600mm minimum base unit
1.5 BOWL



LOA860 Ref: 033000
Overall Size: 860 x 500
450mm minimum base unit
COMPACT

Charcoal Concrete Arctic White Pebble



TOPAZ

Natural anti-bacterial surface
Igneous granite, easy clean
Extreme scratch resistance
Reversible drainer
Waste kit included



TOP1001 Ref: 040600
Overall Size: 1000 x 510
600mm minimum base unit
1.0 BOWL



TOP1002 Ref: 045200
Overall Size: 1000 x 510
600mm minimum base unit
1.5 BOWL



TOP860 Ref: 038800
Overall Size: 860 x 510
450mm minimum base unit
COMPACT

Charcoal Concrete Arctic White Pebble

CERAMIC SINKS

10
YEAR
WARRANTY

FARMHOUSE CERAMIC

Fire Clay ceramic sinks
Smooth high gloss finish
High resistance against stains
Reversible, Waste kit included



CFBL595 Ref: 025800
Overall Size: 595 x 455
600mm minimum base unit



CFBL900 Ref: 055400
Overall Size: 895 x 460
900mm minimum base unit



RUSTIQUE CERAMIC

INSET OR UNDERMOUNT

Fire Clay ceramic sinks
Smooth high gloss finish
High resistance against stains
Right hand only, Waste kit included



CRUB3314 Ref: 030500
Overall Size: 600 x 522
700mm minimum base unit



CRUB3216 Ref: 030501
Overall Size: 595 x 460
700mm minimum base unit



TENBY CERAMIC

Fire Clay ceramic sinks
Smooth high gloss finish
High resistance against stains
Reversible, Waste kit and plumbing kit included



CTE8501 Ref: 032300
Overall Size: 850 x 500
500mm minimum base unit



CTE10102 Ref: 028600
Overall Size: 995 x 497
600mm minimum base unit



HEMLOCK

Sweeping neck spout design
Delicate knurled handle

5
YEAR
WARRANTY



Single LEVER TAP
Tap height: 412mm
Spout reach: 216mm
Min. pressure: 0.75 bar

CHROME
THEMSLCM/ Ref: 025700
BRUSHED NICKEL
THEMSLBN/ Ref: 029400
MATT BLACK
THEMSLMB/ Ref: 033000
POLISHED GOLD
THEMSLPG/ Ref: 036700



DUAL LEVER TAP
Tap height: 405mm
Spout reach: 216mm
Min. pressure: 0.4 bar

CHROME
THEMDLCM/ Ref: 029400
BRUSHED NICKEL
THEMDLBN/ Ref: 033000
MATT BLACK
THEMDLMB/ Ref: 036700
POLISHED GOLD
THEMDLPG/ Ref: 040400

WAVERLEY

Anti-splash spout with honeycomb aerator design
Compatible with all pressure systems

5
YEAR
WARRANTY



MONOBLOC TAP
Tap height: 412mm
Spout reach: 216mm
Min. pressure: 0.75 bar
POLISHED NICKEL
TWAVDLPN/ Ref: 040400
ANTIQUE BRASS
TWAVDLAB/ Ref: 044100
ENGLISH BRONZE
TWAVDLEB/ Ref: 047800



BRIDGE TAP
Tap height: 412mm
Spout reach: 216mm
Min. pressure: 0.75 bar
POLISHED NICKEL
TWAVBRPN/ Ref: 040400
ANTIQUE BRASS
TWAVBRAB/ Ref: 046000
ENGLISH BRONZE
TWAVBREB/ Ref: 051500



CERAMIC SINKS

Each ceramic sink is hand finished, so no two sinks are ever alike - sizes may vary by plus-or-minus 2%. We recommend measuring the actual sink before fitting to ensure the perfect fit.



WIL100 Ref: 028100
WILTSHIRE 100
› Inset sink with drainer
› Min. base unit 600mm
› Overall size 1010 x 525mm
› CPK501 waste required Ref: 003000
› CPK550GD waste with square and round overflow - shown



WIL150 Ref: 031000
WILTSHIRE 150
› Inset sink with drainer
› Min. base unit 600mm
› Overall size 1010 x 525mm
› CPK2701 waste required Ref: 004700



FOX100 Ref: 031400
FOXBORO 100
› Inset sink with drainer
› Min. base unit 600mm
› Overall size 1000 x 500mm
› CPK501 waste required Ref: 003000
› CPK550BS waste with square and round overflow - shown



FOX150 Ref: 033800
FOXBORO 150
› Inset sink with drainer
› Min. base unit 800mm
› Overall size 1000 x 500mm
› CPK2701 waste required Ref: 004700



WESTBURY Ref: 024900
WESTBURY
› Inset or undermounted sink
› Min. base unit 500mm
› Overall size 457 x 457mm
› CPK501 waste required Ref: 003000



YORK2 Ref: 024900
YORKSHIRE
› Sit-on sink
› Min. base unit 600mm
› Overall size 595 x 475mm
› CPK501 waste required Ref: 003000



ETT600U Ref: 033800
ETTRA 600
› Undermounted sink
› Min. base unit 600mm
› Overall size 545 x 440mm
› CPK501 waste required Ref: 003000



CPBS4 Ref: 038000
MODERN BELFAST 600
› Slimline design
› Min. base unit 600mm
› Overall size 595 x 455mm
› 90mm waste outlet
› BSWOFSS3 waste required Ref: 001800



FRI151 Ref: 046700
FRISKA
› Inset or undermounted sink
› Min. base unit 600mm
› Overall size 557 x 430mm
› 2 x BSW/OF/SS3 waste required Ref: 005700



ETT150U Ref: 045200
ETTRA 150
› Undermounted sink
› Min. base unit 600mm
› Overall size 545 x 440mm
› CPK1101 waste required Ref: 005700
› Not suitable for CPK550 wastes



CHEPSTOW2 Ref: 049300
CHEPSTOW
› Sit-on sink
› Min. base unit 800mm
› Overall size 795 x 490mm
› 2 x CPK501 wastes required Ref: 003000



HAMILTON Ref: 053200
HAMILTON
› Sit-on sink
› Min. base unit 900mm
› Overall size 895 x 460mm
› 2 x CPK501 wastes required Ref: 003000

CERAMIC SINK REPLACEMENT STRAINER WASTE



CPK550AB Ref: 006300
Antique brass 90mm basket strainer waste with square and round overflow

CPK550BS Ref: 006301
Black steel 90mm basket strainer waste with square and round overflow

CPK550CO Ref: 005900
Copper 90mm basket strainer waste with square and round overflow

CPK550GD Ref: 005901
Gold 90mm basket strainer waste with square and round overflow

CPK550GM Ref: 005902
Gunmetal 90mm basket strainer waste with square and round overflow



INSET STAINLESS STEEL SINKS WITH DRAINER



CR91SS Ref: 010800
CRANE 91
› Min. base unit 450mm
› Overall size
› 800 x 510mm
› Reversible
› Includes WASTEKIT WASTE026



CR101SS Ref: 012200
CRANE 101
› Min. base unit 600mm
› Overall size 965 x 510mm
› Reversible
› Includes WASTEKIT WASTE026



CR151SS Ref: 015300
CRANE 151
› Min. base unit 600mm
› Overall size 965 x 510mm
› Reversible
› Includes WASTEKIT WASTE025



DO100SS Ref: 016200
DOVE 100
› Min. base unit 450mm
› Overall size 860 x 500mm
› Reversible
› Includes WASTEKIT WASTE004



LY100SSL Ref: 019800
LY100SSR Ref: 019801
LYON 100
› Min. base unit 600mm
› Overall size 1000 x 500mm
› Right hand drainer shown
› Includes WASTEKIT WASTE009



VA100L Ref: 023400
VA100R Ref: 023401
VANGA 100
› Min. base unit 600mm
› Overall size 1000 x 500mm
› Right hand drainer shown
› Includes WASTEKIT WASTE011



DO150SS Ref: 023300
DOVE 150
› Min. base unit 600mm
› Overall size 1000 x 500mm
› Reversible
› Includes WASTEKIT WASTE008



LY150SSL Ref: 025300
LY150SSR Ref: 025301
LYON 150
› Min. base unit 600mm
› Overall size 1000 x 500mm
› Right hand drainer shown
› Includes WASTEKIT WASTE010



VA150L Ref: 030100
VA150R Ref: 030101
VANGA 150
› Min. base unit 600mm
› Overall size 1000 x 500mm
› Right hand drainer shown
› Includes WASTEKIT WASTE013

SINK AND TAP PACKS

PKAR91 Ref: 015400

ARROW 91 PACK

- › Min. base unit 450mm
- › Overall size 800 x 510mm
- › Wastekit included [WASTE026]
- › Includes polished chrome single lever tap
- › Min. 0.3 bar pressure required
- › CPK100 plumbing kit sold separately Ref: 002400



PKAR101 Ref: 016800

ARROW 101 PACK

- › Min. base unit 600mm
- › Overall size 965 x 510mm
- › Wastekit included [WASTE026]
- › Includes polished chrome single lever tap
- › Min. 0.3 bar pressure required
- › CPK100 plumbing kit sold separately Ref: 002400



PKAR151 Ref: 019900

ARROW 151 PACK

- › Min. base unit 600mm
- › Overall size 965 x 510mm
- › Wastekit included [WASTE025]
- › Includes polished chrome single lever tap
- › Min. 0.3 bar pressure required
- › CPK200 plumbing kit sold separately Ref: 004200



PKSA100 Ref: 028100

SABRE 100 PACK

- › Min. base unit 450mm
- › Overall size 860 x 500mm
- › Wastekit included [WASTE004]
- › Includes polished chrome monobloc tap
- › Min. 0.3 bar pressure required
- › CPK100 plumbing kit sold separately Ref: 002400




PKSA150 Ref: 035100

SABRE 150 PACK


- › Min. base unit 600mm
- › Overall size 1000 x 500mm
- › Wastekit included [WASTE008]
- › Includes polished chrome monobloc tap
- › Min. 0.3 bar pressure required
- › CPK200 plumbing kit sold separately Ref: 004200




POT FILLER TAPS




BANAB Ref: 036000
BANWELL WALL MOUNTED POT FILLER
› Antique Brass finish
› Cold water only



BANSS Ref: 030300
BANWELL WALL MOUNTED POT FILLER
› Solid Stainless Steel
› Cold water only



PENG Ref: 036000
PENTO WALL MOUNTED POT FILLER
› Stainless Steel PVD Gold finish
› Cold water only



PENSS Ref: 030300
PENTO WALL MOUNTED POT FILLER
› Solid Stainless Steel
› Cold water only

FORM INDIVIDUAL AND MULTIPLE BOWLS - UNDERMOUNTED



FORM33 Ref: 013700
FORM 33
› Min. base unit 400mm
› Overall size 370 x 435mm



FORM42 Ref: 018300
FORM 42
› Min. base unit 500mm
› Overall size 452 x 434mm



FORM150UNI Ref: 024000
FORM 150U
› Min. base unit 600mm
› Overall size 590 x 450mm
› Reversible



FORM52 Ref: 030800
FORM 52
› Min. base unit 600mm
› Overall size 557 x 452mm



FORM150L Ref: 030800
FORM150R Ref: 030801
FORM 150
› Min. base unit 600mm
› Overall size 590 x 450mm
› FORM150R shown

MODE INDIVIDUAL BOWL - INSET OR UNDERMOUNTED



MODE251 Ref: 022700
MODE 251
› Min. base unit 300mm
› Overall size 290 x 440mm



MODE341 Ref: 026600
MODE 341
› Min. base unit 400mm
› Overall size 380 x 440mm



MODE401 Ref: 028800
MODE 401
› Min. base unit 450mm
› Overall size 440 x 440mm



MODE501 Ref: 033200
MODE 501
› Min. base unit 600mm
› Overall size 540 x 440mm



MODE451 Ref: 030600
MODE 451
› Min. base unit 500mm
› Overall size 490 x 440mm



MODE751 Ref: 045600
MODE 751
› Min. base unit 800mm
› Overall size 750 x 440mm



MODE151L Ref: 050600
MODE151R Ref: 050601
MODE151
› Min. base unit 600mm
› Overall size 560 x 440mm



MODE045BS | KARBS



MODE045BS Ref: 068900
MODE 45 PVD BLACK STEEL FINISH
› Min. base unit 500mm
› Overall size 490 x 440mm



MODE3415RBS Ref: 092300
MODE 3415 PVD BLACK STEEL FINISH
› Min. base unit 600mm
› Overall size 555 x 440mm



MODE740BS Ref: 057000
MODE 740 PVD BLACK STEEL FINISH
› Min. base unit 800mm
› Overall size 740 x 440mm



AVE2BS Ref: 031600
AVEL BLACK STEEL
› Height 332mm



RIDBS Ref: 032300
RIDLEY BLACK STEEL
› Height 443mm



KARBS Ref: 034200
KARNS BLACK STEEL
› Height 265mm



VAP23IN1BS Ref: 151900
VAPOS 2 BLACK STEEL
› Height 405mm
› Includes touch control pressurised boiler and filter



MODE045GM | AVE2GM | FMATGM



MODE045GM Ref: 048400
MODE 45 PVD GUNMETAL FINISH
› Min. base unit 500mm
› Overall size 490 x 440mm



MODE3415RGM Ref: 072200
MODE 3415 PVD GUNMETAL FINISH
› Min. base unit 600mm
› Overall size 555 x 440mm



MODE740GM Ref: 057000
MODE 740 PVD GUNMETAL FINISH
› Min. base unit 800mm
› Overall size 740 x 440mm



AVE2GM Ref: 031400
AVEL GUNMETAL
› Height 332mm



RIDGM Ref: 031401
RIDLEY GUNMETAL
› Height 443mm



KARGM Ref: 033000
KARNS GUNMETAL
› Height 265mm



VAP23IN1GM Ref: 150600
VAPOS 2 GUNMETAL
› Height 405mm
› Includes touch control pressurised boiler and filter



MODE3415RCO | VAP23IN1CO | MODECOLCO | FMATCO



MODE045CO Ref: 048400
MODE 45 PVD COPPER FINISH
› Min. base unit 500mm
› Overall size 490 x 440mm



MODE3415RCO Ref: 072200
MODE 3415 PVD COPPER FINISH
› Min. base unit 600mm
› Overall size 555 x 440mm



MODE740CO Ref: 057000
MODE 740 PVD COPPER FINISH
› Min. base unit 800mm
› Overall size 740 x 440mm



AVE2CO Ref: 031400
AVEL COPPER
› Height 332mm



RIDCO Ref: 031401
RIDLEY COPPER
› Height 443mm



KARCO Ref: 033000
KARNS COPPER
› Height 265mm



VAP23IN1CO Ref: 150600
VAPOS 2 COPPER
› Height 405mm
› Includes touch control pressurised boiler and filter



MODE3415RGD | MODECOLGD | FMATGD | RIDGD



MODE045GD Ref: 048400
MODE 45 PVD GOLD FINISH
› Min. base unit 500mm
› Overall size 490 x 440mm



MODE3415RGD Ref: 072200
MODE 3415 PVD GOLD FINISH
› Min. base unit 600mm
› Overall size 555 x 440mm



MODE740GD Ref: 057000
MODE 740 PVD GOLD FINISH
› Min. base unit 800mm
› Overall size 740 x 440mm



AVE2GD Ref: 031400
AVEL GOLD
› Height 332mm



RIDGD Ref: 031401
RIDLEY GOLD
› Height 443mm



KARGD Ref: 033000
KARNS GOLD
› Height 265mm



VAP23IN1GD Ref: 150600
VAPOS 2 GOLD
› Height 405mm
› Includes touch control pressurised boiler and filter

ACCESSORIES



MODECOLCO | MODE3415RCO | KARCO | FMATCO



PVD COLANDER
› MODECOLGD shown



PVD FOLDMAT
› Universal foldmat
› FMATGD shown

CSB29SS Ref: 010500
MODECOLBS Ref: 014600
MODECOLCO Ref: 022700
MODECOLGM Ref: 014600
MODECOLGD Ref: 014600

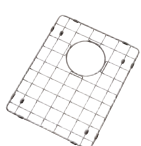
FMATSS Ref: 009600
FMATBS Ref: 020300
FMATCO Ref: 013700
FMATGM Ref: 013700
FMATGD Ref: 013700

ACCESSORIES



PVD SINK GRID
› Suitable for MODE045 sink
› CGRID12CO shown

CGRID12 Ref: 005700
CGRID12BS Ref: 012000
CGRID12CO Ref: 007800
CGRID12GM Ref: 007800
CGRID12GD Ref: 007800



PVD SINK GRID
› Suitable for MODE3415 sink
› CGRID13BS shown

CGRID13 Ref: 005200
CGRID13BS Ref: 011500
CGRID13CO Ref: 007300
CGRID13GM Ref: 007300
CGRID13GD Ref: 007300



PVD SINK GRID
› Suitable for MODE740 sink
› CGRID20GM shown

CGRID20BS Ref: 013800
CGRID20CO Ref: 010900
CGRID20GM Ref: 010900
CGRID20GD Ref: 010900



GRANITE GEOTECH COLOURS

*PLEASE NOTE: Replace XX with Geotech colour code when ordering.

AN
Anthracite [Metallic]

CW
Chalk White [Matt]

PG
Pebble Grey [Metallic]

DS
Desert Sand [Matt]

MK
Mink [Matt]

LEESTI INSET OR UNDERMOUNTED



LEE500XX* Ref: 027500

LEESTI 500

- › Min. base unit 600mm
- › Overall size 530 x 460mm
- › Inset or undermount



LEE760XX* Ref: 036200

LEESTI 760

- › Min. base unit 800mm
- › Overall size 760 x 434mm
- › Undermount only



LEE151XX* Ref: 032100

LEESTI 151

- › Min. base unit 600mm
- › Overall size 555 x 460mm
- › Inset or undermount



LEE200XX* Ref: 034900

LEESTI 200

- › Min. base unit 900mm
- › Overall size 824 x 481mm
- › Undermount only

VEIS INSET



VEI100XX* Ref: 030800

VEIS 100

- › Min. base unit 600mm
- › Overall size 1000 x 500mm
- › Reversible



VEI150XX* Ref: 033400

VEIS 150

- › Min. base unit 600mm
- › Overall size 1000 x 500mm
- › Reversible



CPK555CO Ref: 007600

- › 90mm Copper finish basket strainer waste and overflow - for Granite sinks.

CANIS INSET



CAN100XX* Ref: 039700

CANIS 100

- › Min. base unit 600mm
- › Overall size 1000 x 500mm
- › Reversible



CAN150XX* Ref: 042100

CANIS 150

- › Min. base unit 600mm
- › Overall size 1000 x 500mm
- › Reversible



CPK555GD Ref: 007600

- › 90mm Gold finish basket strainer waste and overflow - for Granite sinks.

SOTERA INSET



SOT100XX* Ref: 040400

SOTERA 100


- › Min. base unit 600mm
- › Overall size 1000 x 500mm
- › Reversible



SOT150XX* Ref: 042800

SOTERA 150

- › Min. base unit 600mm
- › Overall size 1000 x 500mm
- › Reversible



CPK555GM Ref: 007600

- › 90mm Gunmetal finish basket strainer waste and overflow - for Granite sinks.

TAPS



SL7CH Ref: 004800
SINGLE LEVER CHROME



WAS4CH Ref: 012000
WASHINGTON CHROME



ASP2CH Ref: 014200
ASPEN CHROME



SCRU5CH Ref: 015400
SHAFTSBURY CHROME



AVE4CH Ref: 015401
AVEL CHROME



AVE4BN Ref: 018500
AVEL BRUSHED NICKEL



DELCH Ref: 018300
DELTA CHROME



SPI2CH Ref: 023400
SPIRO CHROME
PULL-OUT SPRAY



ASPS2CH Ref: 022000
ASPEN CHROME PULL-OUT



AVE2SS Ref: 026600
AVEL STAINLESS STEEL



ASPS3SS Ref: 031200
ASPEN STAINLESS
STEEL PULL-OUT



ARDPURCH Ref: 031800
ARDOR PURITI CHROME
› Purified cold water
› Filter included



LAMCH Ref: 012400
LAMAR CHROME



LAMBCH Ref: 014800
LAMAR BLACK CHROME



ASPQ2CH Ref: 015400
ASPEN QUAD CHROME



SALPURCH Ref: 015600
SALUS PURITI CHROME
› Purified cold water
› Filter included



WAS4BN Ref: 015601
WASHINGTON
BRUSHED NICKEL



SCRU5AB Ref: 018600
SHAFTSBURY ANTIQUE
BRASS



RIDSS Ref: 027900
RIDLEY STAINLESS STEEL
› Height 443mm



KARSS Ref: 027901
KARNS STAINLESS STEEL



KARBK Ref: 029700
KARNS BLACK



AVE2BK Ref: 029900
AVEL 2 BLACK



PREBK Ref: 029500
PRETO BLACK TAP
› Professional tap



ASP2AN Ref: 030100
ASPEN ANTHRACITE GRANITE
› Pair with Anthracite
granite sink



ASP2PG Ref: 030101
ASPEN PEBBLE
GREY GRANITE
› Pair with Pebble Grey
granite sink



NAV BCH Ref: 031400
NAVITIS BLACK CHROME



TOR2CH Ref: 037700
TORRENT PROFESSIONAL
CHROME PULL-OUT SPRAY
› Professional tap



EMBBRIS Ref: 038600
EMBER BRIDGE
STAINLESS STEEL



EMBBRIBK Ref: 057800
EMBER BRIDGE BLACK
› Supplied with customisable
diamond-knurled accents
in Copper & Gold



VAP23IN1SS Ref: 138800
VAPOS 2 STAINLESS STEEL
› Height 405mm
› Includes touch control
pressurised boiler
and filter

INJECT STYLE & CONVENIENCE WITH AN INSTANT HOT WATER TAP

Explore the collection below



The 3 IN 1 collection: Instant Hot & Domestic Hot/Cold

Protrad Monobloc - Min Pressure 1.5 Bar (cold) 0.75 Bar (hot) - Height 409mm		Prostream Monobloc - Min Pressure 1.5 Bar (cold) 0.75 Bar (hot) - Height 427mm		Prostyle Monobloc - Min Pressure 1.5 Bar (cold) 0.75 Bar (hot) - Height 390mm		Industria Monobloc - Min Pressure 1.5 Bar (cold) 0.75 Bar (hot) - Height 352mm	
PT1190 Chrome Ref: 084900 PT1191 Brushed Nickel Ref: 089900 PT1192 Antique Brass Ref: 094900		PT1101 Chrome Ref: 079900 PT1102 Brushed Nickel Ref: 084903 PT1103 Graphite Ref: 089901 PT1104 Matt Black Ref: 089902		PT1111 Chrome Ref: 079901 PT1112 Brushed Nickel Ref: 084903 PT1113 Graphite Ref: 089903 PT1114 Matt Black Ref: 089904		PT1196 Brushed Nickel Ref: 074900 PT1197 Matt Black/Antique Brass Ref: 079902 PT1198 Matt Black Ref: 079903 PT1199 Brushed Brass Ref: 079904	

The 4 IN 1 collection: Instant Hot, Cold Filtered & Domestic Hot/Cold

	Protrad Monobloc - Min Pressure 1.5 Bar (cold) 0.8 Bar (hot) - Height 409mm		Propure Monobloc - Min Pressure 1.5 Bar (cold) 0.5 Bar (hot) - Height 361mm		Propure Monobloc - Min Pressure 1.5 Bar (cold) 0.5 Bar (hot) - Height 426mm
PT1193 Chrome Ref: 094901 PT1194 Brushed Nickel Ref: 099900 PT1195 Antique Brass Ref: 104900		PT1160 Chrome Ref: 089905 PT1161 Brushed Nickel Ref: 094902 PT1162 Matt Black Ref: 099901 PT1163 Brushed Brass Ref: 099902		PT1150 Chrome Ref: 089906 PT1151 Brushed Nickel Ref: 094903 PT1152 Matt Black Ref: 099903 PT1153 Brushed Brass Ref: 099904	


CONTEMPORARY TAPS

Althia
Single Lever
- Min Pressure 0.75 Bar
- Height 321mm



AT1258 Chrome
Ref: 019700
AT1259 Brushed Nickel
Ref: 021800
AT2209 Nude
Ref: 024800
AT2208 Scandi Grey
Ref: 024801

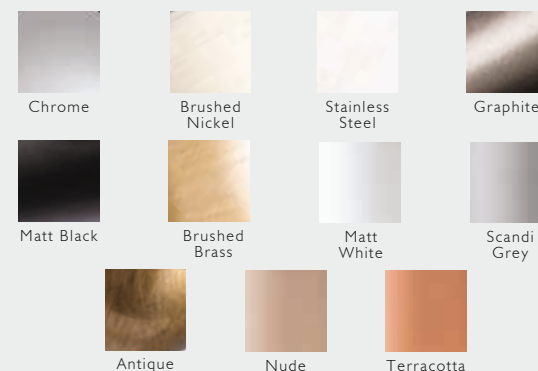
Atlas
Monobloc
- Min Pressure 0.2 Bar
- Height 391mm



AT1053 Chrome
Ref: 025200
AT1054 Brushed Nickel
Ref: 027401
AT2097 Matt Black
Ref: 033200
AT2096 Brushed Brass
Ref: 033201

Ensure the perfect finish pairing every time.

Below are the finishes available across the Abode brassware portfolio.



Genio Semi-Professional
Pull Around
- Min 1.0 Bar Pressure
- H437mm
AT2071 Chrome
Ref: 035400
AT2183 Matt Black
Ref: 047500



Fraction Single Lever Pull Out
- Min 1.5 Bar Pressure
- H303mm
AT2156 Chrome
Ref: 029100
AT2157 Brushed Nickel
Ref: 036400
AT2158 Antique Brass
Ref: 038000
AT2159 Matt Black
Ref: 039000



Fraction Single Lever
- Min 0.5 Bar Pressure
- H298mm
AT2152 Chrome
Ref: 022900
AT2153 Brushed Nickel
Ref: 029100
AT2154 Antique Brass
Ref: 029200
AT2155 Matt Black
Ref: 030100



Coniq R Single Lever Pull Out
- Min 1.0 Bar Pressure
- H 411mm
AT2119 Chrome
Ref: 027700
AT2120 Brushed Nickel
Ref: 029900
AT2121 Matt Black
Ref: 033200



Coniq R Monobloc
- Min 0.5 Bar Pressure
- H 369mm
AT2123 Chrome
Ref: 019800
AT2124 Brushed Nickel
Ref: 022100
AT2125 Matt Black
Ref: 025500



SYSTEM
SYNC

Large Single Bowl
AW5143
- Stainless Steel
- L540 x W440 x D206
Ref: 033400



Caddy Bowl
AW5141
- Stainless Steel
- L220 x W440 x D156
Ref: 030400



Single Bowl
AW5142
- Stainless Steel
- L380 x W440 x D206
Ref: 031300

SYSTEM SYNC
Accessory Trio
Includes: Prep Board,
Colander & Flex Rack
AX1142 Ref: 017400

Synchronist Compact

1.25 Bowl No Drainer
- L427 x W460 x D176

AW3170 White Granite
Ref: 029400
AW3171 Grey Metallic Granite
Ref: 029400
AW3172 Black Metallic Granite
Ref: 029400

1.25 Bowl and Drainer
- L600 x W460 x D176

AW3175 White Granite
Ref: 031300
AW3176 Grey Metallic Granite
Ref: 031300
AW3177 Black Metallic Granite
Ref: 031300

Synchronist Large



1.25 Bowl No Drainer
- L555 x W460 x D186
AW3180 White Granite
Ref: 031300
AW3181 Grey Metallic Granite
Ref: 031300
AW3182 Black Metallic Granite
Ref: 031300



1.25 Bowl and Drainer
- L900 x W460 x D186
AW3185 White Granite
Ref: 034100
AW3186 Grey Metallic Granite
Ref: 034100
AW3187 Black Metallic Granite
Ref: 034100



SYSTEM SYNC
Accessory Trio
Also compatible with
this range.

TRADITIONAL TAPS

Czar Single Lever
- Min 0.5 Bar Pressure
- H 320mm
AT1241 Chrome
Ref: 013200

Czar Single Lever Pull Out
- Min 0.9 Bar Pressure
- H 357mm
AT1240 Chrome
Ref: 015800

Quantic Monobloc
- Min 0.3 Bar Pressure
- H 306mm
AT2070 Chrome
Ref: 022900
AT2206 Brushed Nickel
Ref: 024700
AT2105 Matt Black
Ref: 033200
AT2182 Brushed Brass
Ref: 035900

Pico Quad Monobloc
- Min 0.4 Bar Pressure
- H 313mm
AT2134 Chrome
Ref: 015000
AT2135 Brushed Nickel
Ref: 017900
AT2137 Matt Black
Ref: 021000
AT2136 Brushed Brass
Ref: 021700

Pico Monobloc
- Min 0.5 Bar Pressure
- H 365mm
AT1226 Chrome
Ref: 013700
AT1227 Brushed Nickel
Ref: 015800
AT2095 Matt Black
Ref: 022900
AT2045 Brushed Brass
Ref: 022900

Astral Monobloc
- Min 0.3 Bar Pressure
- H 355mm
AT1156 Chrome
Ref: 019500
AT1157 Brushed Nickel
Ref: 021000

Nexa Monobloc
- Min 0.3 Bar Pressure
- H 344mm
AT1222 Chrome
Ref: 013900
AT1223 Brushed Nickel
Ref: 015000

Globe Aquifier
- Min 1.0 Bar Pressure
- H 409mm
AT2173 Chrome
Ref: 036900
AT2174 Brushed Nickel
Ref: 040700
AT2176 Matt Black
Ref: 046400
AT2175 Brushed Brass
Ref: 046900

Koto
AW5162 1.0 Bowl
- L540 x W440 x D200
Black
Ref: 041400

AW5161 1.0 Bowl
- L540 x W440 x D200
Brushed Brass
Ref: 036800

TRADITIONAL TAPS

Ludlow Monobloc
- Min 0.3 Bar Pressure
- H355mm
AT1026 Chrome
Ref: 022100
AT1216 Brushed Nickel
Ref: 024600
AT1028 Antique Brass
Ref: 026400

Ludlow Bridge
- Min 0.2 Bar Pressure
- H400mm
AT1029 Chrome
Ref: 025500
AT1217 Brushed Nickel
Ref: 026900
AT1031 Antique Brass
Ref: 029900

Gosford Monobloc
- Min 0.2 Bar Pressure
- H390mm
AT1019 Chrome
Ref: 024100
AT1020 Brushed Nickel
Ref: 026600
AT1022 Antique Brass
Ref: 028300

Belfast
AW1022 Large Bowl
- L595 x W455 x D275
Ref: 027900

Provincial
AW1020 Large Single Bowl
- L795 x W460 x D220
Ref: 046300

AW1021 2.0 Bowl
- L794 x W490 x D220
Ref: 046301

Milford



CLASSICALLY TAPS

Oxbury Monobloc
- Min 0.3 Bar Pressure
- H 385mm
AT2220 Chrome
Ref: 034100
AT2221 Brushed Nickel
Ref: 035900
AT2222 Antique Brass
Ref: 042400

Oxbury Bridge
- Min 0.2 Bar Pressure
- H402mm
AT2223 Chrome
Ref: 036800
AT2224 Brushed Nickel
Ref: 039600
AT2225 Antique Brass
Ref: 050700

Oxbury 3 Part Mixer
- Min 0.4 Bar Pressure
- H326mm
AT2226 Chrome
Ref: 044200
AT2227 Brushed Nickel
Ref: 047000
AT2228 Antique Brass
Ref: 058100

Fenton Handspray
- Min 1.5 Bar Pressure
- H147mm
AT2238 Chrome
Ref: 015600
AT2239 Brushed Nickel
Ref: 017400
AT2240 Antique Brass
Ref: 021100

Mayenne Monobloc
- Min 0.3 Bar Pressure
- H315mm
AT2229 Chrome
Ref: 035900
AT2230 Brushed Nickel
Ref: 037800
AT2231 Antique Brass
Ref: 044200

Mayenne Bridge
- Min 0.2 Bar Pressure
- H247mm
AT2232 Chrome
Ref: 038700
AT2233 Brushed Nickel
Ref: 041400
AT2234 Antique Brass
Ref: 052500

Mayenne 3 Part Mixer
- Min 0.4 Bar Pressure
- H247mm
AT2235 Chrome
Ref: 047900
AT2236 Brushed Nickel
Ref: 050700
AT2237 Antique Brass
Ref: 061800

Matrix R15 - Undermounted or inset installation

Matrix R15
AW5121 Single Bowl
- L380 x W440 x D202
Ref: 027200

Matrix R15
AW5122 Large Single Bowl
- L540 x W440 x D205
Ref: 030200

Matrix R15
AW5124 1.5 Bowl
(left hand main bowl)
- L580 x W440 x D202
Ref: 049500

Matrix R15
AW5128 Extra Large Single Bowl
- L750 x W440 x D205
Ref: 036100



Matrix R25 Undermounted or inset installation

Matrix R25
AW5150 1.0 Bowl
- L440 x W440 x D200
Ref: 022100

Matrix R25
AW5153 1.5 Bowl
(left hand main bowl)
- L580 x W440 x D200
Ref: 034100

Sandon

AW1033 1.5 Bowl
- L595 x W460 x D220
Ref: 037200

AW1043 1.5 Bowl and Drainer (Reversible)
- L1000 x W500 x D220
Ref: 037900

AW1042 Single Bowl and Drainer (Reversible)
- L860 x W500 x D220
Ref: 032800

AW1043 1.5 Bowl and Drainer (Reversible)
- L1000 x W500 x D220
Ref: 037900



ACT3011 Chrome Ref: 007800
ACT3028 Matt Black Ref: 010700

- Min 0.3 Bar Pressure
- H351mm



ACT3034 Chrome Ref: 009200
ACT3035 Brushed Nickel Ref: 011300
ACT3036 Matt Black Ref: 011300
ACT3059 Brushed Brass Ref: 011300

- Min 0.3 Bar Pressure
- H373mm



ACT3031 Chrome Ref: 009600
ACT3032 Brushed Nickel Ref: 012600
ACT3033 Matt Black Ref: 012700
ACT3043 Brushed Brass Ref: 012700

- Min 0.2 Bar Pressure
- H346mm



ACT3025 Chrome Ref: 016400
ACT3026 Brushed Nickel Ref: 018300
ACT3027 Matt Black Ref: 020100
ACT3058 Brushed Brass Ref: 021600

- Min 0.3 Bar Pressure
- H379mm



ACT2080 Chrome Ref: 004400

- Min 0.4 Bar Pressure
- H148mm




ACT3053 Chrome Ref: 011400
ACT3054 Brushed Nickel Ref: 013700
ACT3055 Matt Black Ref: 015100
ACT3056 Brushed Brass Ref: 017700

- Min 0.3 Bar Pressure
- H288mm



ACT2001 Chrome Ref: 012700
ACT2002 Brushed Nickel Ref: 015500

- Min 0.3 Bar Pressure
- H359mm
DAVENPORT



ACT3046 Chrome Ref: 015100
ACT3047 Brushed Nickel Ref: 016400
ACT3048 Matt Black Ref: 017200

- Min 0.3 Bar Pressure
- H333mm



ACT3012 Chrome Ref: 014000
ACT3013 Brushed Nickel Ref: 018300
ACT3010 Matt Black Ref: 021800
ACT3049 Brushed Brass Ref: 021800

- Min 0.5 Bar Pressure
- H295mm

Candy
Hoover
Haier
Belling
Caple
Cata

0344 499 5599
0344 499 5599
0333 003 8122
0344 815 3746
01179 381 900
0344 800 11 28

**CUSTOMER
SUPPORT**

Bosch
Neff
Rangemaster
Caple Sinks
Abode Taps
Eco Taps

08702 413381
08702 413383
consumers@agarangemaster.co.uk
01179 381 900
01226 283434
01226 283434